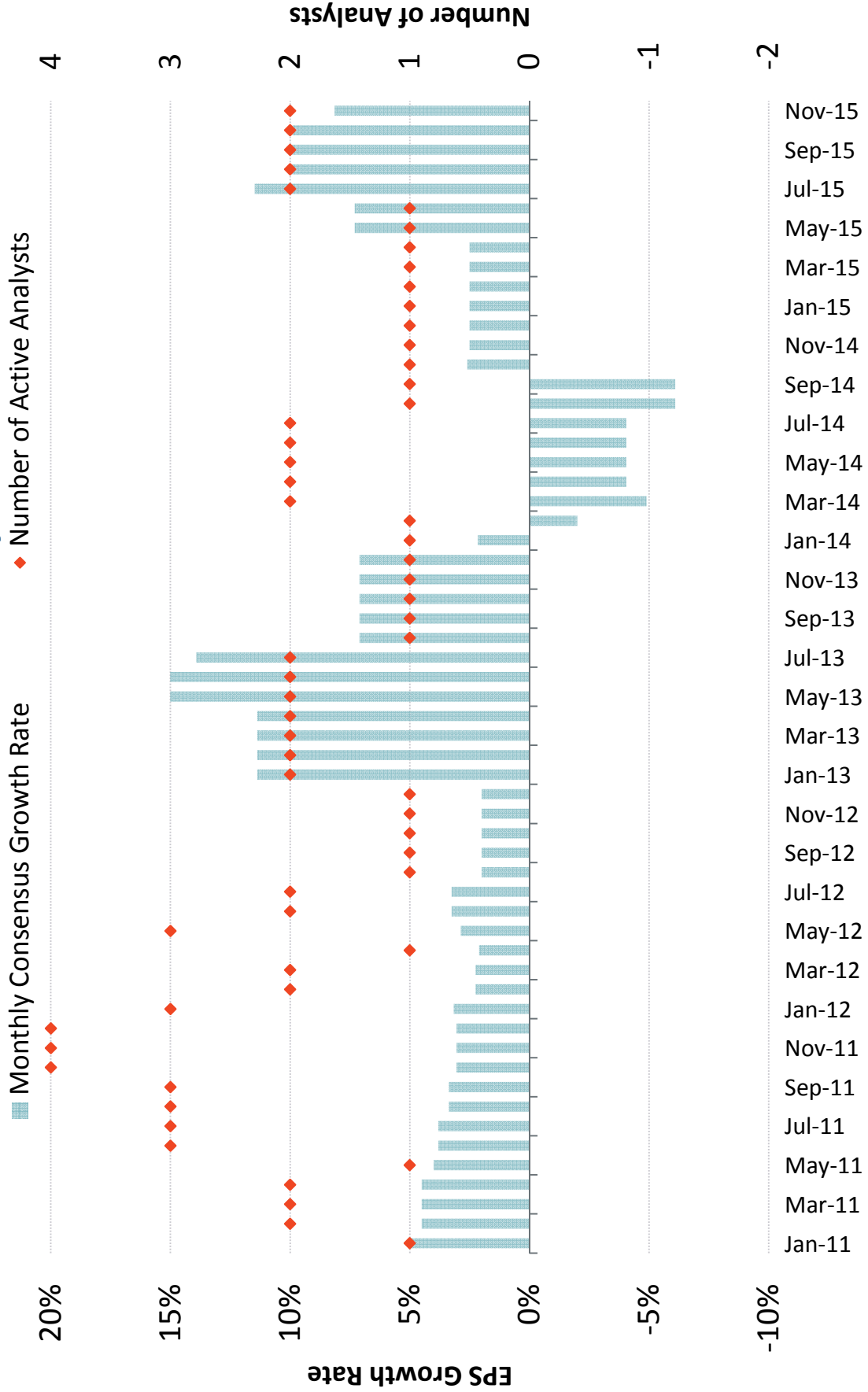


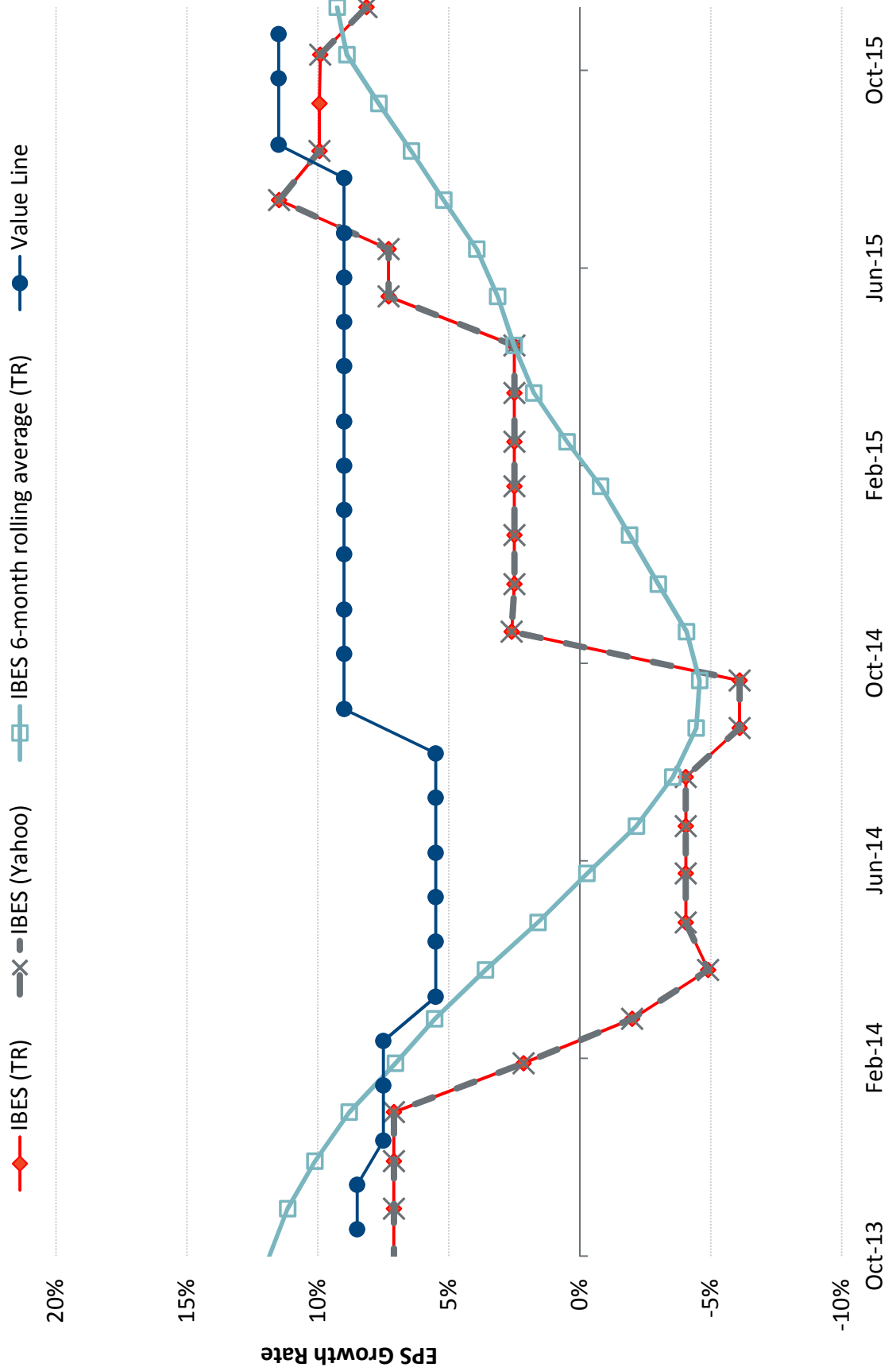
# Boardwalk Pipeline Partners LP Volatility in EPS Growth Rate (End of Month Consensus) as a function of

## No. of Active Analysts

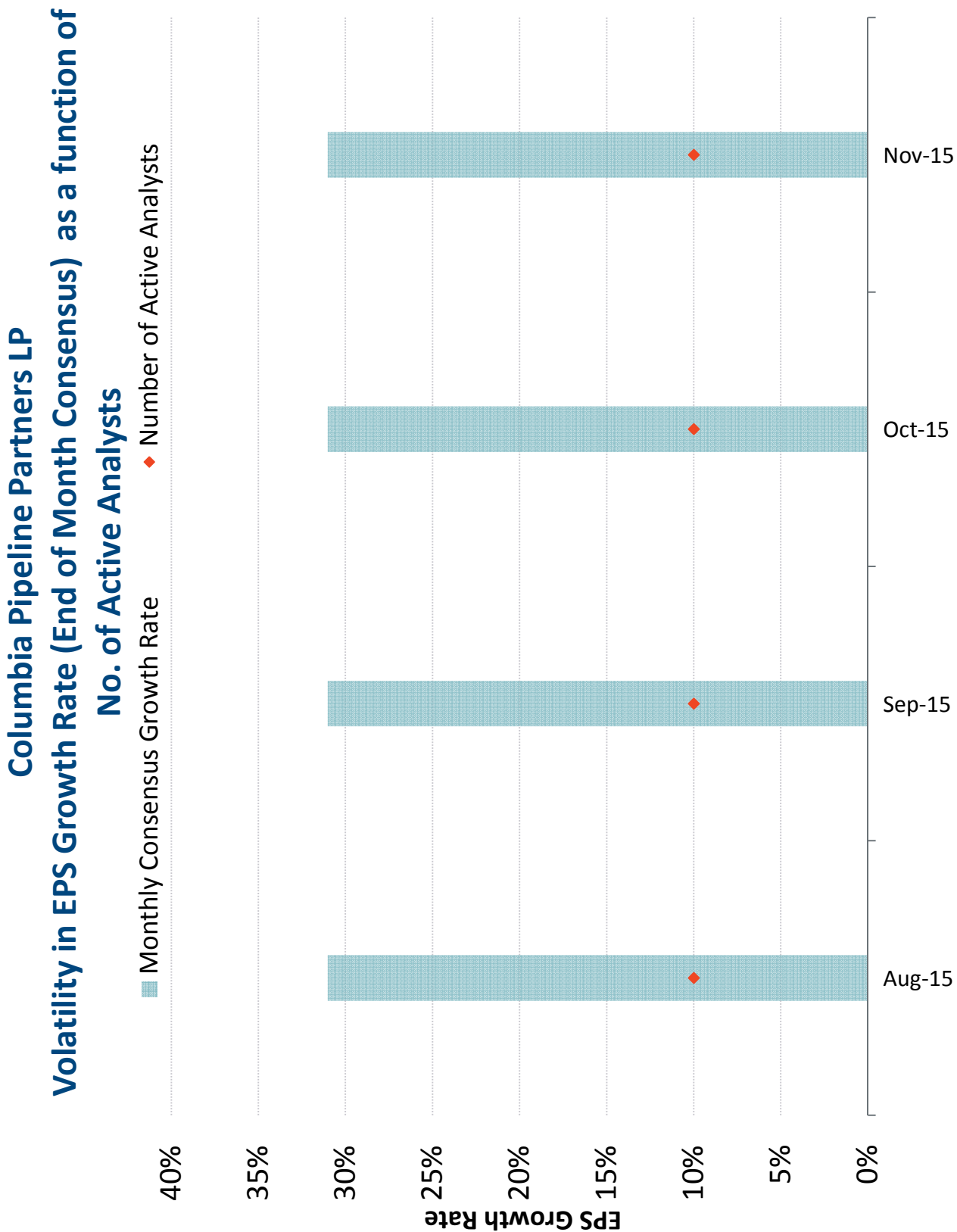


Source: Thomson Reuters. Accessed via ThomsonOne using Thomson Reuters Spreadsheet Link.

### Boardwalk Pipeline Partners - EPS Growth Rate Estimates October 2013 - November 2015

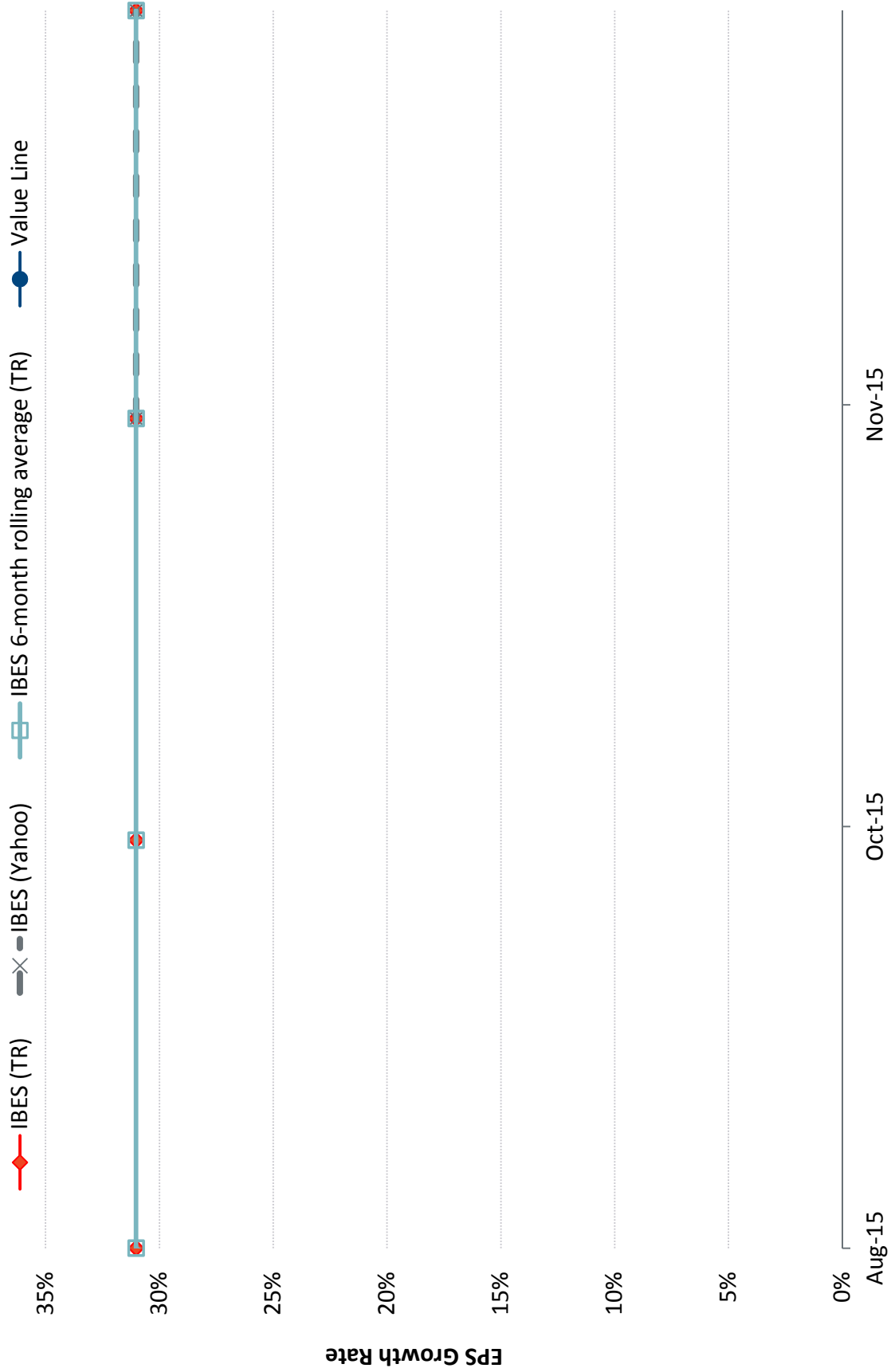


Source: Thomson Reuters, Yahoo! Finance, and Value Line.



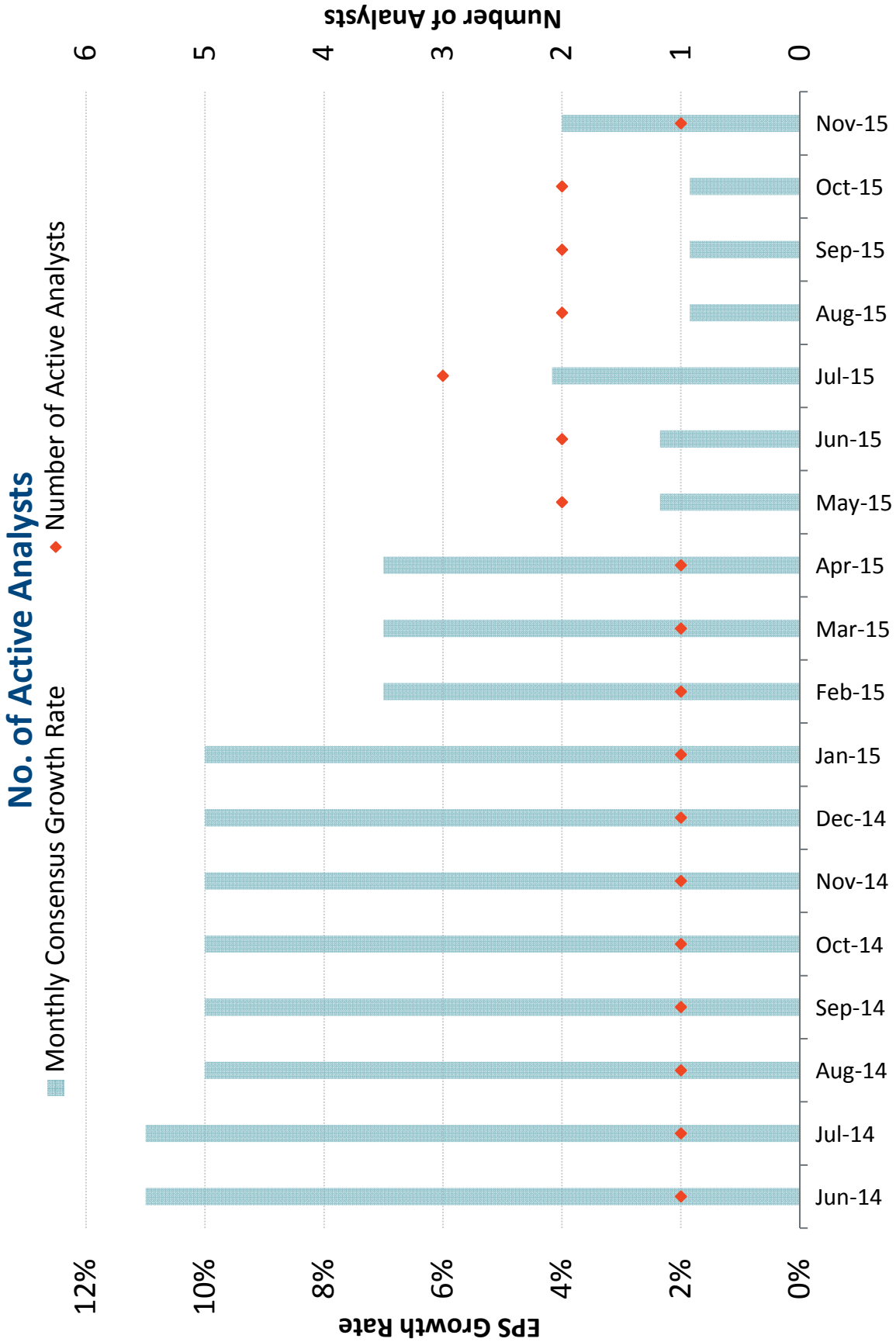
Source: Thomson Reuters. Accessed via ThomsonOne using Thomson Reuters Spreadsheet Link.

### Columbia Pipeline Partners LP - EPS Growth Rate Estimates August 2015 - November 2015



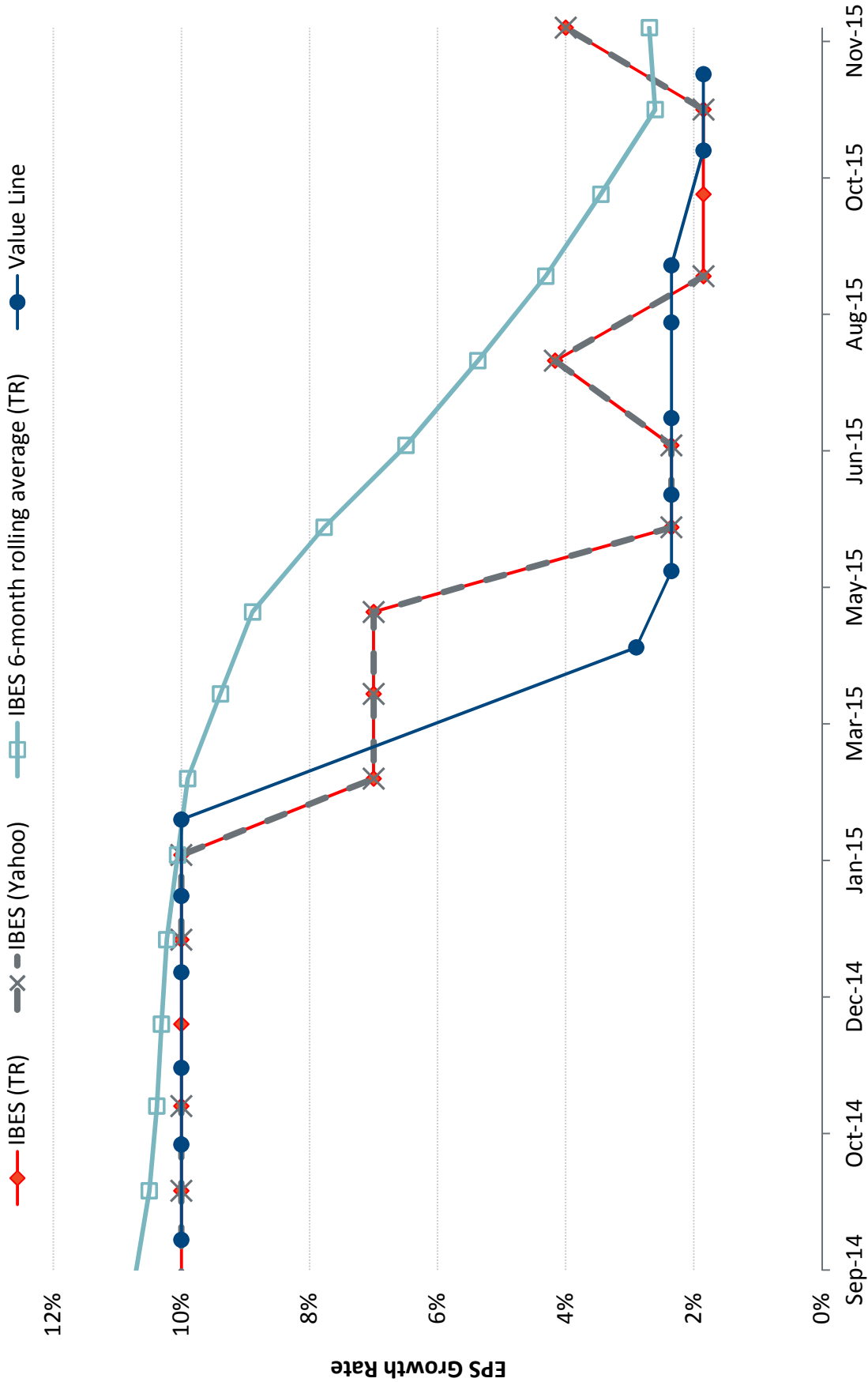
Source: Thomson Reuters, Yahoo! Finance, and Value Line.

## Enable Midstream Partners LP Volatility in EPS Growth Rate (End of Month Consensus) as a function of

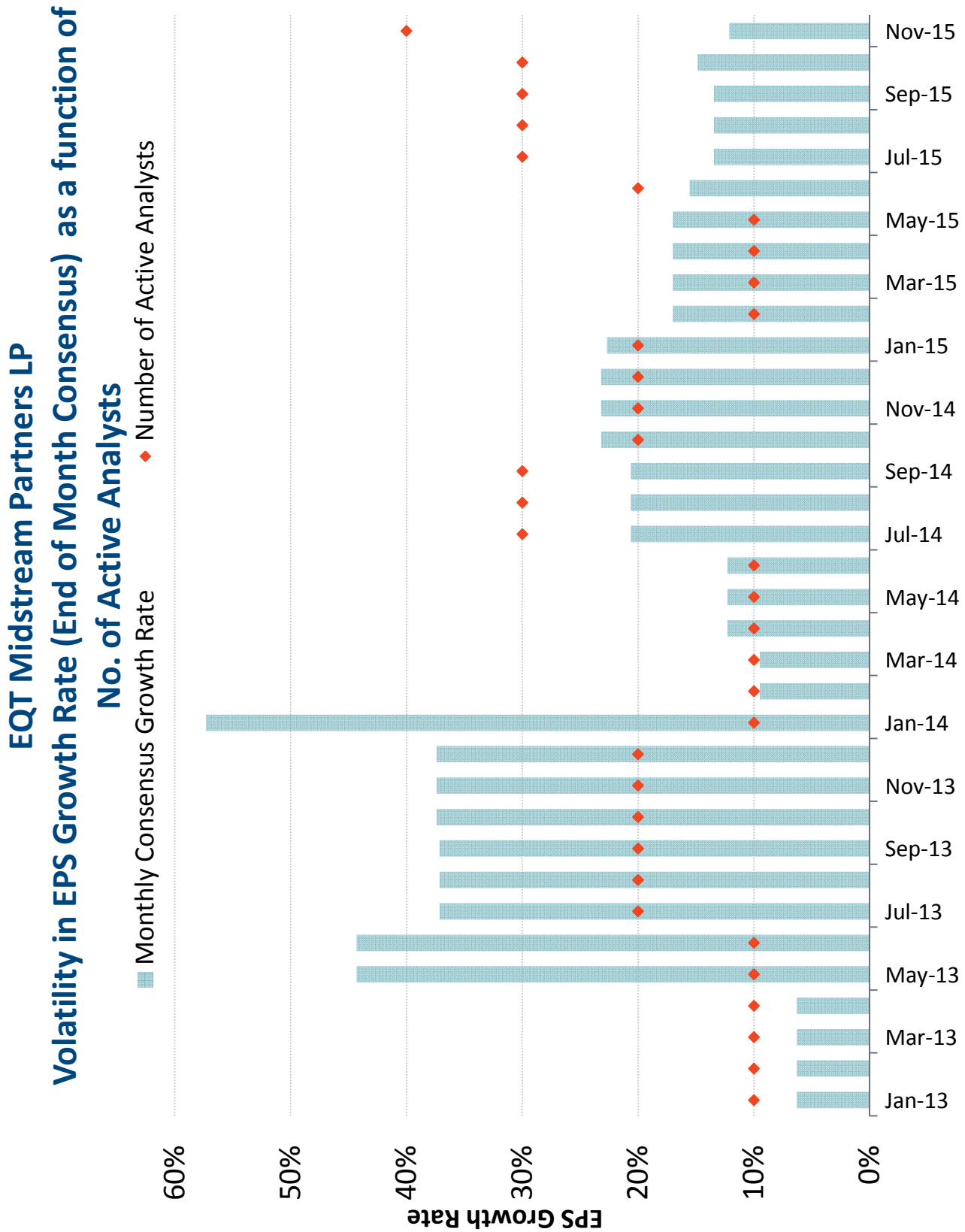


Source: Thomson Reuters. Accessed via ThomsonOne using Thomson Reuters Spreadsheet Link.

### Enable Midsteram Partners LP - EPS Growth Rate Estimates September 2014 - November 2015

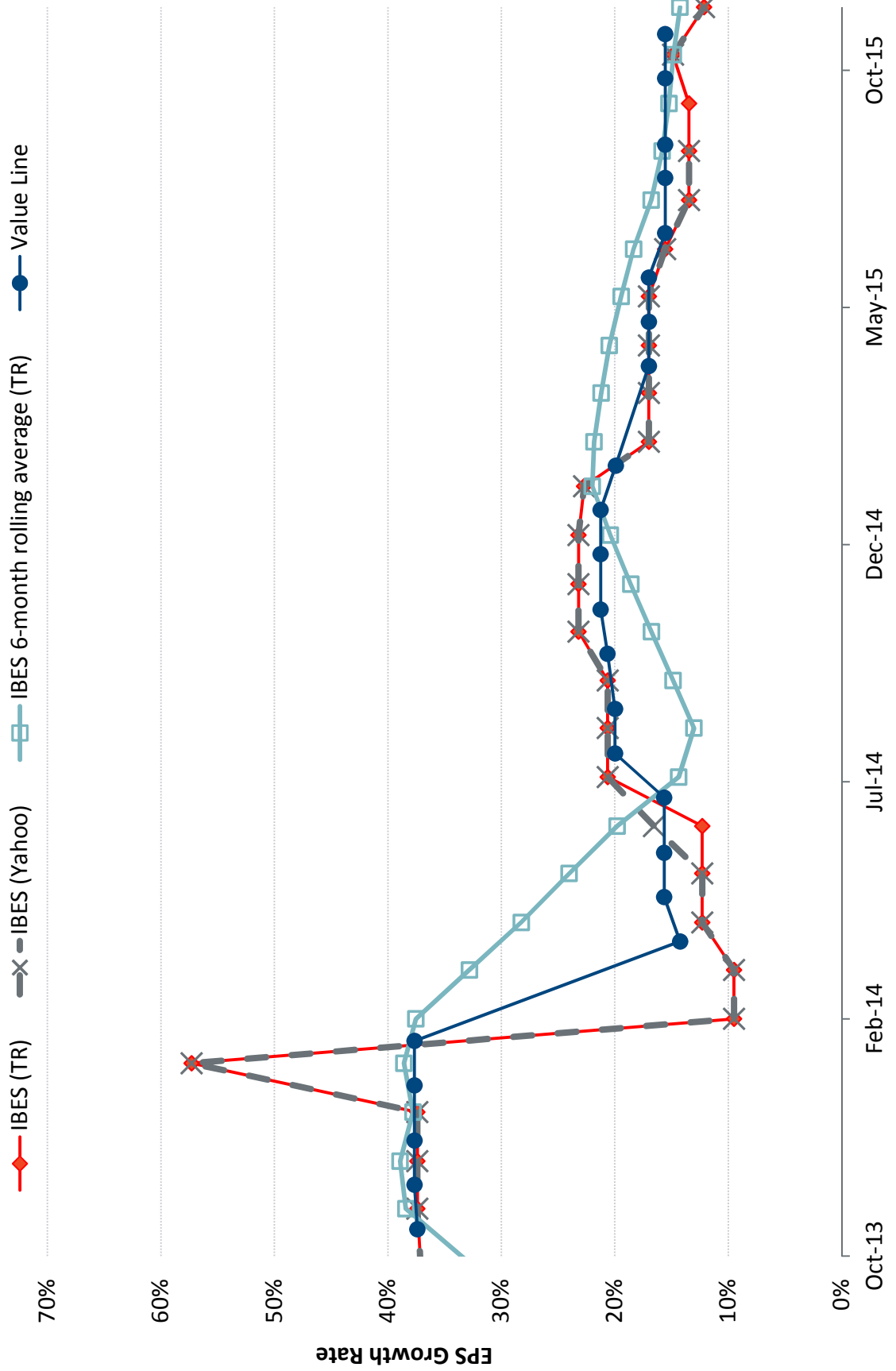


Source: Thomson Reuters, Yahoo! Finance, and Value Line.



Source: Thomson Reuters. Accessed via ThomsonOne using Thomson Reuters Spreadsheet Link.

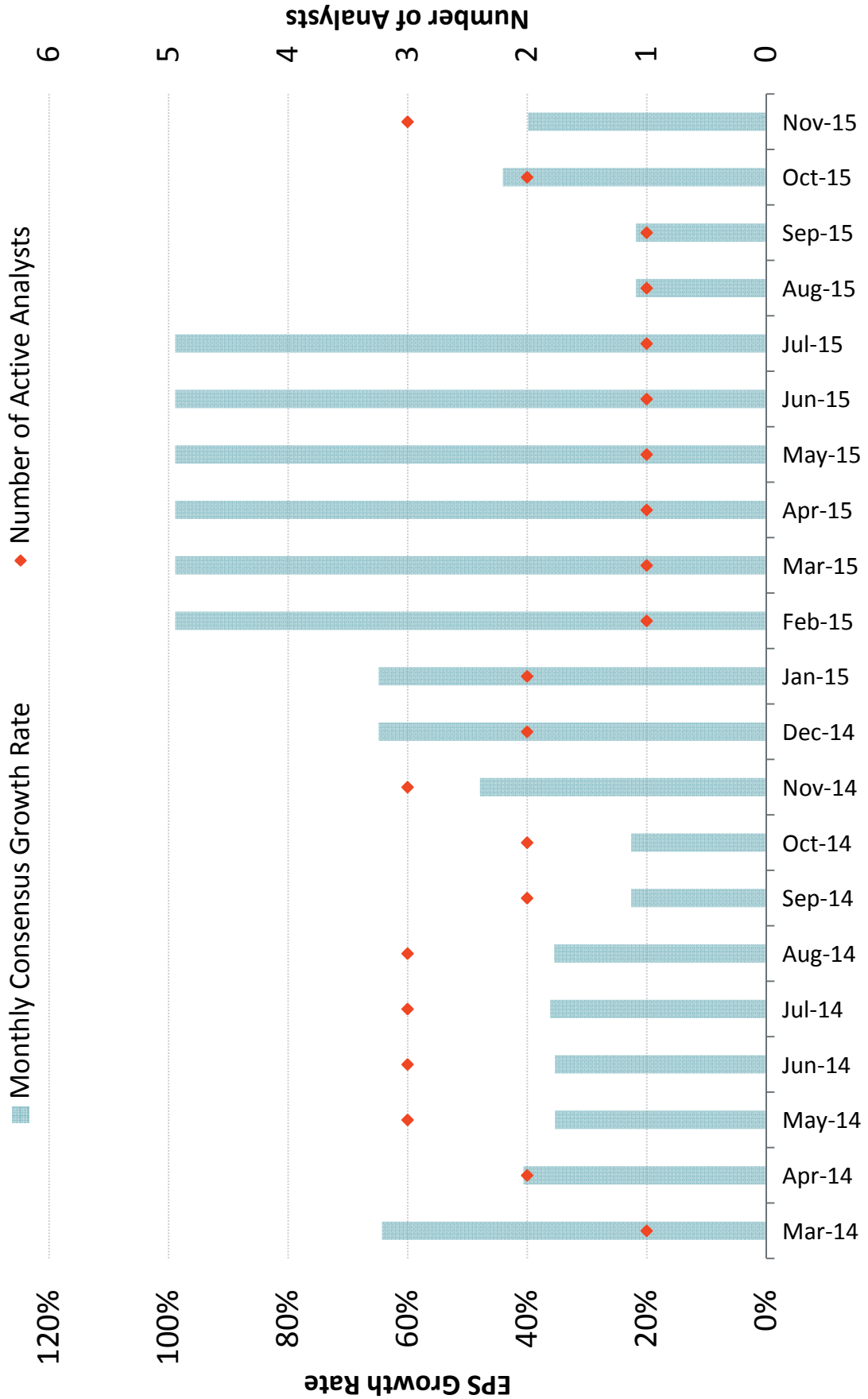
### EQT Midstream Partners LP - EPS Growth Rate Estimates October 2013 - November 2015



Source: Thomson Reuters, Yahoo! Finance, and Value Line.

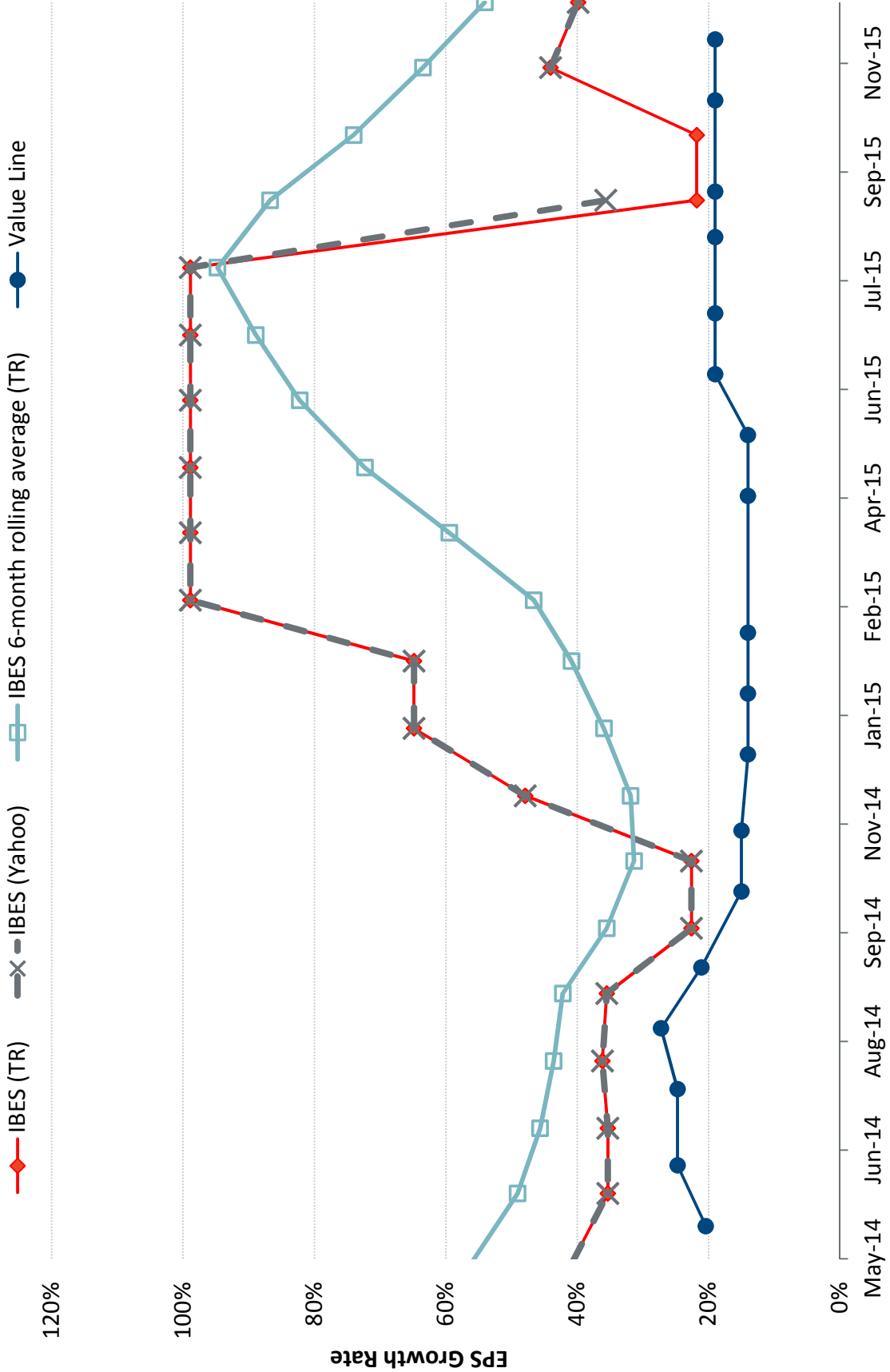


### Tallgrass Energy Partners LP Volatility in EPS Growth Rate (End of Month Consensus) as a function of No. of Active Analysts



Source: Thomson Reuters. Accessed via ThomsonOne using Thomson Reuters Spreadsheet Link.

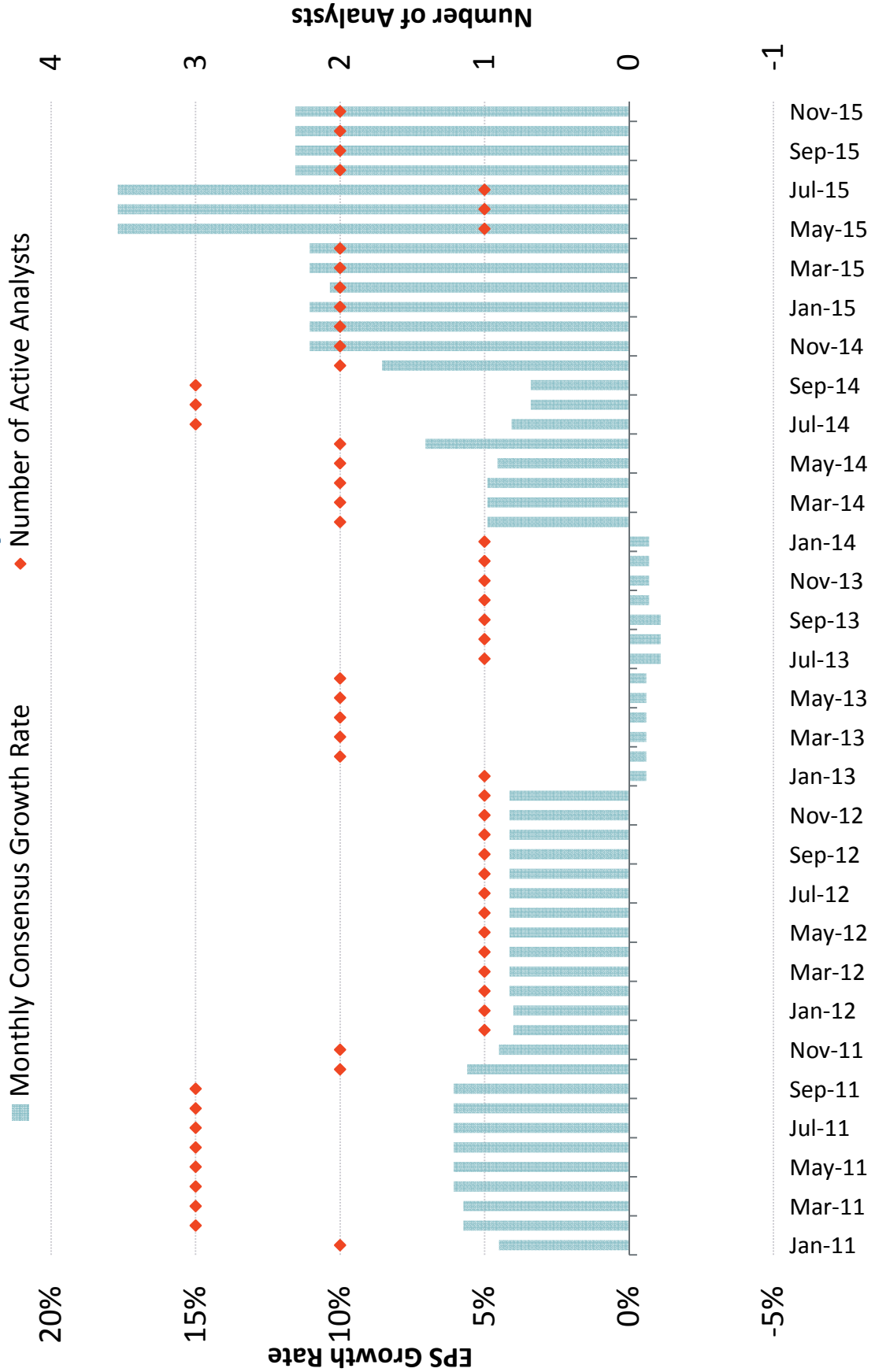
### Tallgrass Energy Partners LP - EPS Growth Rate Estimates May 2014 - November 2015



Source: Thomson Reuters, Yahoo! Finance, and Value Line.

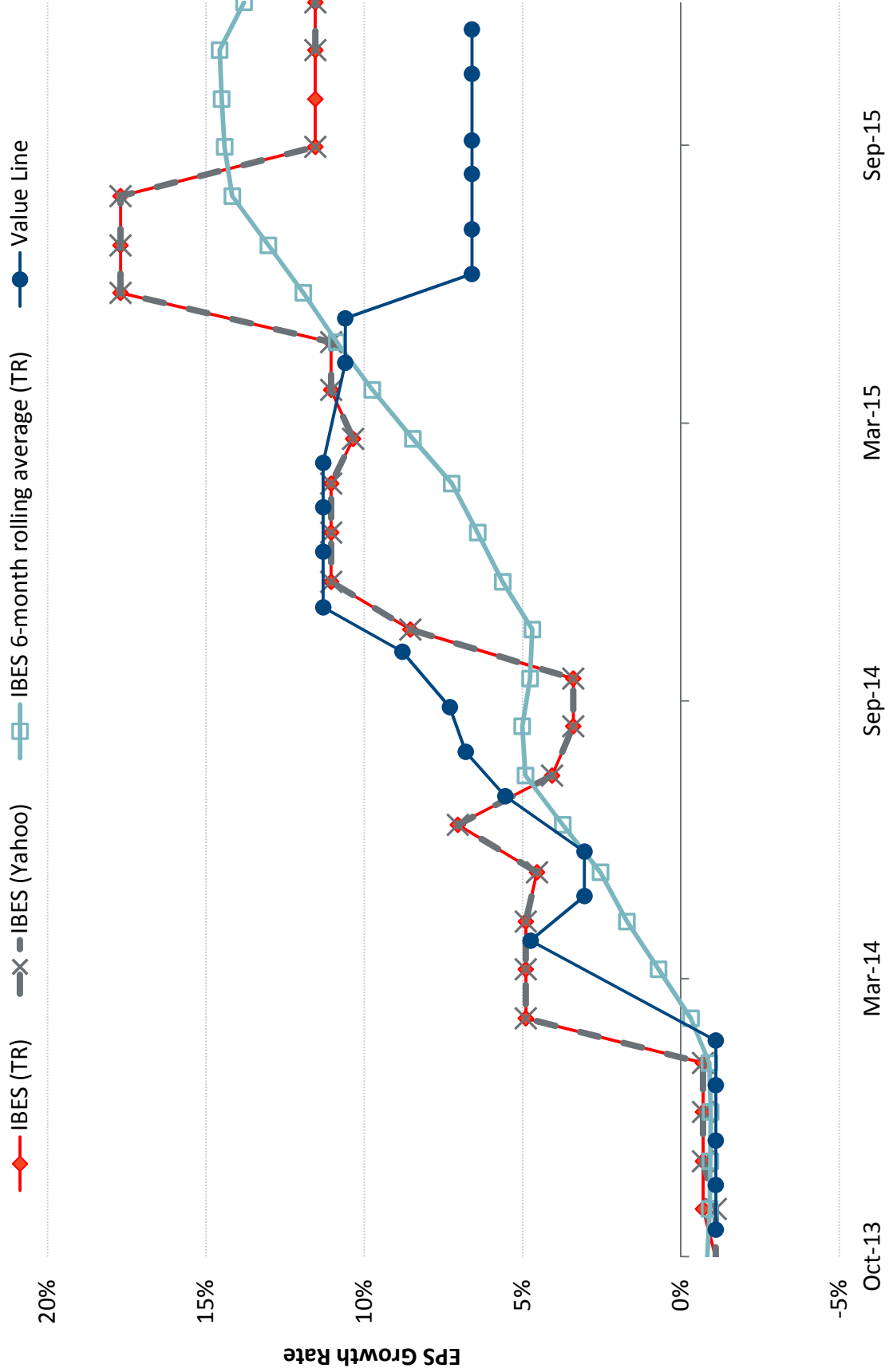
# TC Pipelines Partners LP Volatility in EPS Growth Rate (End of Month Consensus) as a function of

## No. of Active Analysts

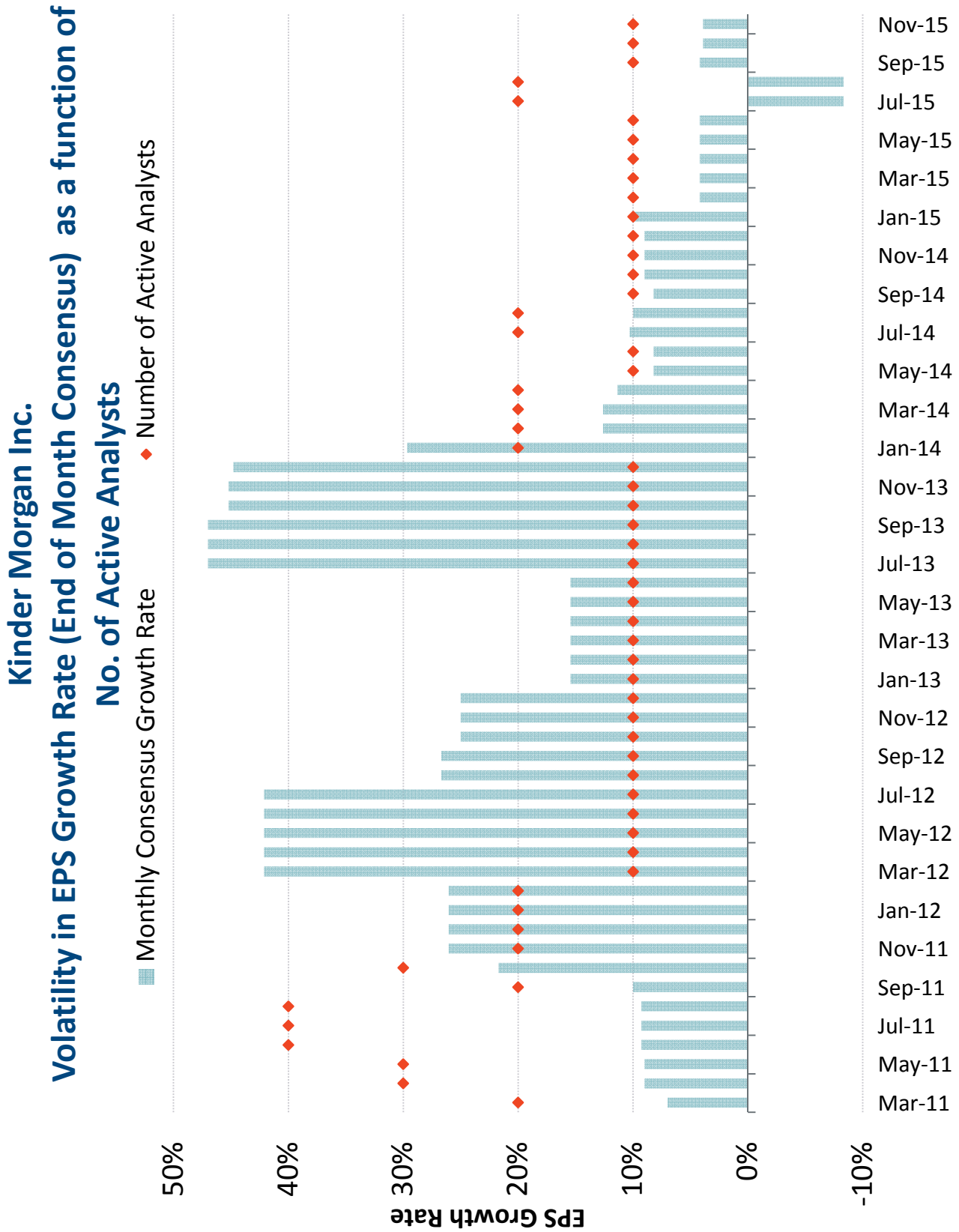


Source: Thomson Reuters. Accessed via ThomsonOne using Thomson Reuters Spreadsheet Link.

### TC Pipelines - EPS Growth Rate Estimates October 2013 - November 2015

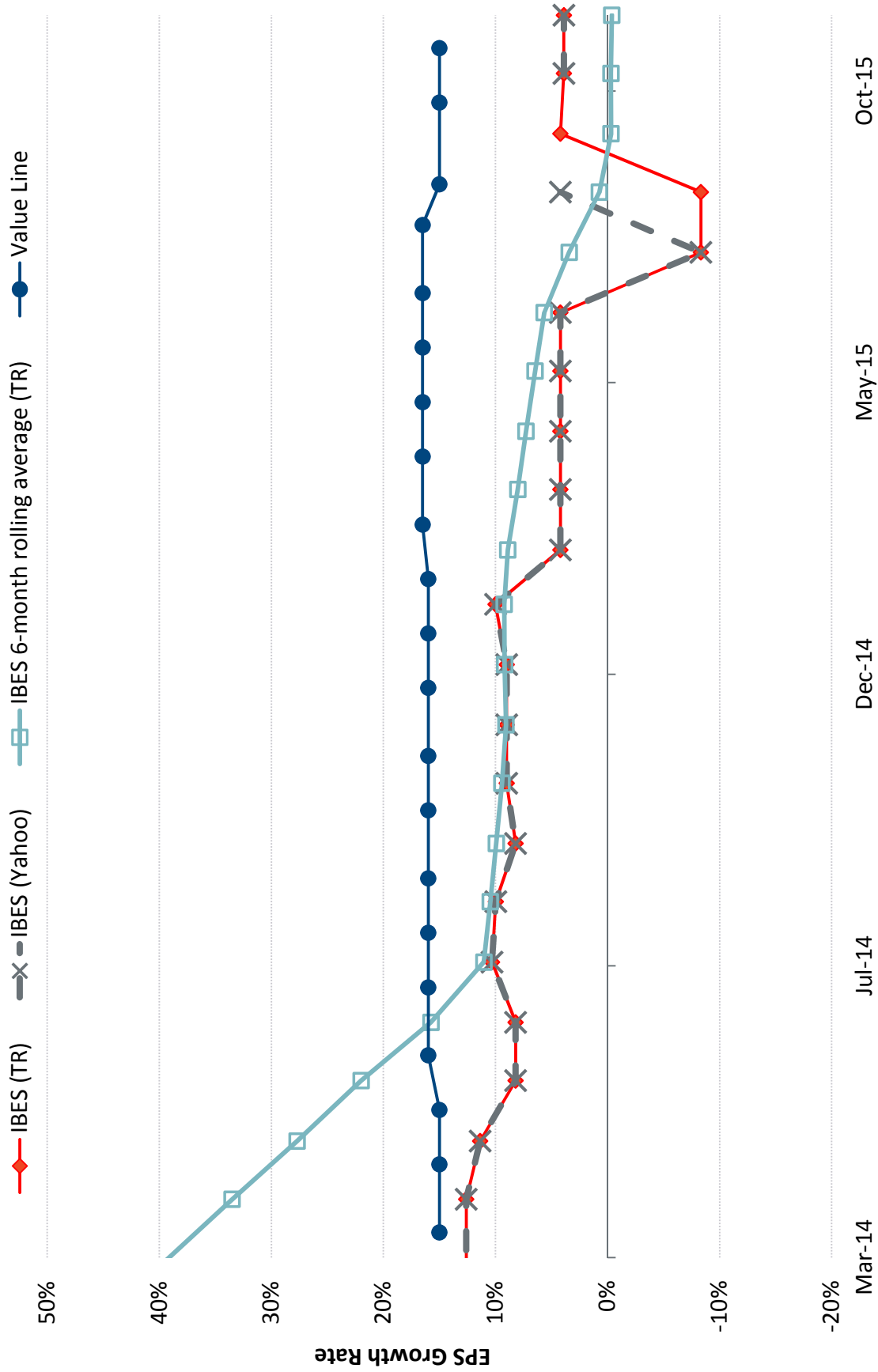


Source: Thomson Reuters, Yahoo! Finance, and Value Line.

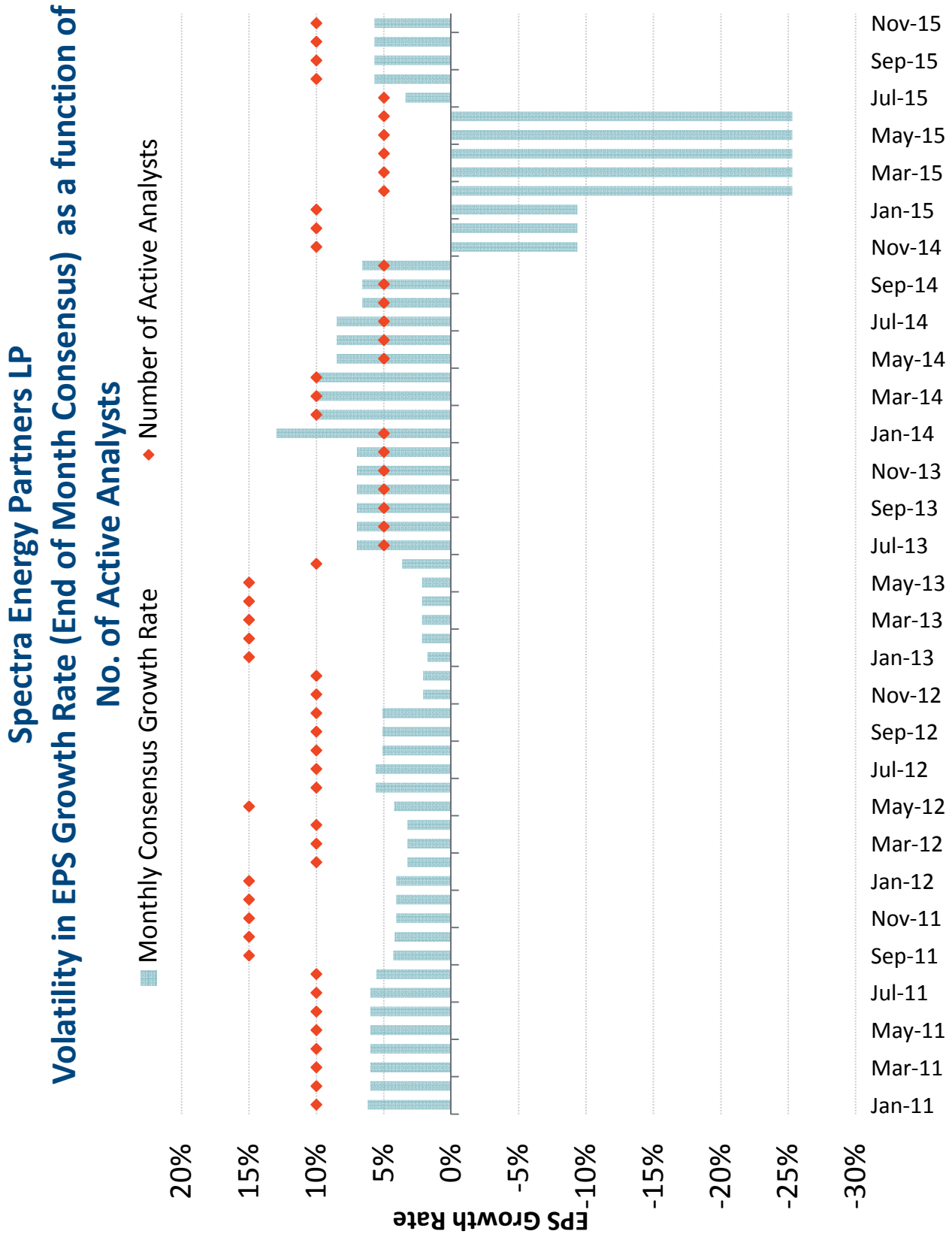


Source: Thomson Reuters. Accessed via ThomsonOne using Thomson Reuters Spreadsheet Link.

### Kinder Morgan Inc. - EPS Growth Rate Estimates March 2014 - November 2015

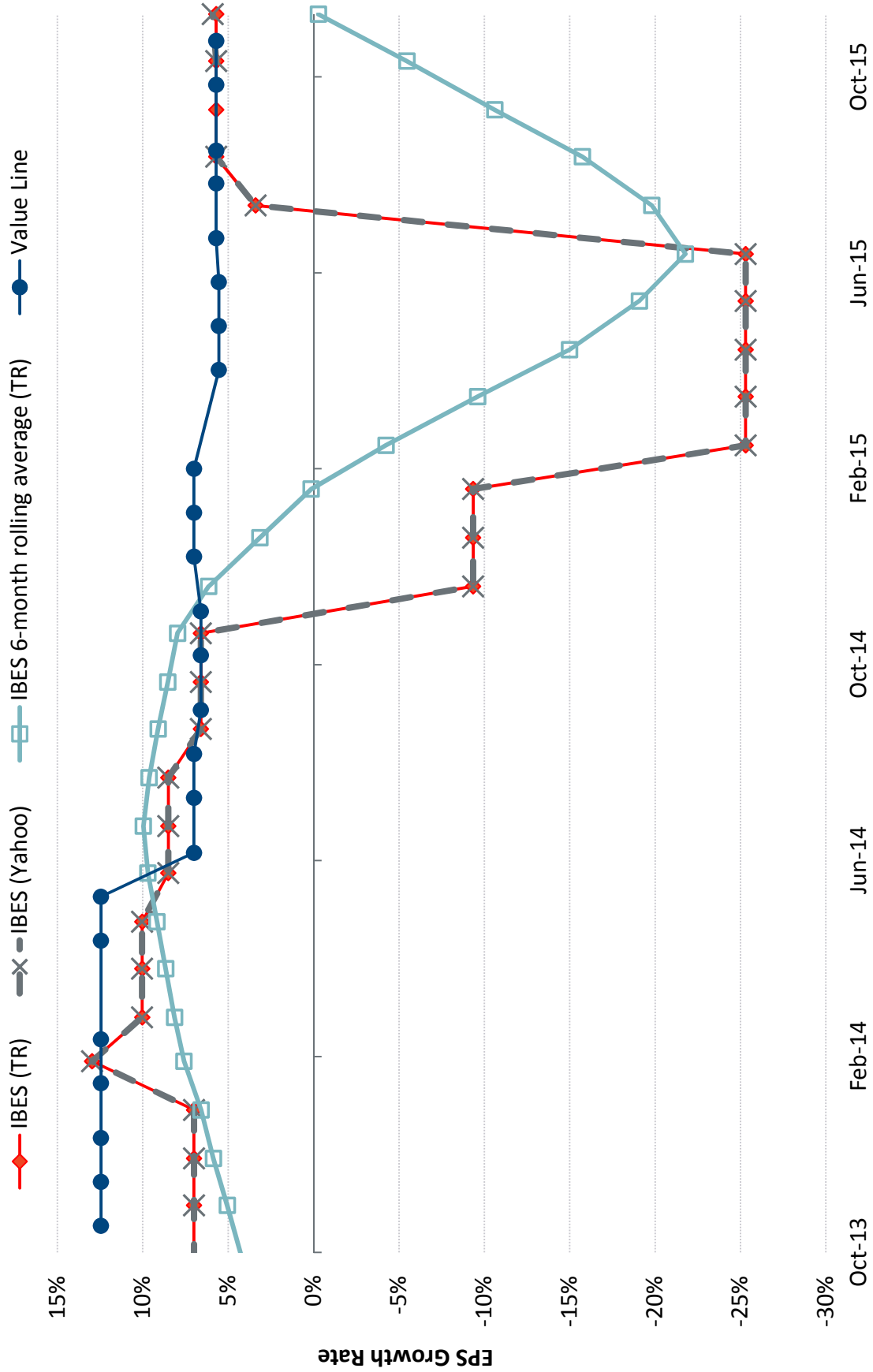


Source: Thomson Reuters, Yahoo! Finance, and Value Line.



Source: Thomson Reuters. Accessed via ThomsonOne using Thomson Reuters Spreadsheet Link.

### Spectra Energy Partners - EPS Growth Rate Estimates October 2013 - November 2015



Source: Thomson Reuters, Yahoo! Finance, and Value Line.



**Value Line - Projected EPS Growth Rate**

Date	Boardwalk Pipeline Partners LP		Columbia Pipeline Partners LP		Enable Midstream Partners LP		EQT Midstream Partners LP		Tallgrass Energy Partners LP		TC Pipelines LP		Kinder Morgan Inc.		Spectra Energy Partners LP	
	BWP	CPPL	ENBL	EQM	TEP	TCP	KMI	SEP								
11/13/2015	11.5%	#N/A	1.9%	15.6%	19.0%	6.6%	15.0%	5.7%								
10/16/2015	11.5%	#N/A	1.9%	15.6%	19.0%	6.6%	15.0%	5.7%								
9/4/2015	11.5%	#N/A	2.4%	15.6%	19.0%	6.6%	15.0%	5.7%								
8/14/2015	9.0%	#N/A	2.4%	15.6%	19.0%	6.6%	16.5%	5.7%								
7/10/2015	9.0%	#N/A	2.4%	15.6%	19.0%	6.6%	16.5%	5.7%								
6/12/2015	9.0%	#N/A	2.4%	17.0%	19.0%	6.6%	16.5%	5.6%								
5/15/2015	9.0%	#N/A	2.4%	17.0%	14.0%	10.6%	16.5%	5.6%								
4/17/2015	9.0%	#N/A	2.9%	17.0%	14.0%	10.6%	16.5%	5.6%								
3/13/2015	9.0%	#N/A	#N/A	#N/A	#N/A	#N/A	16.5%	#N/A								
2/13/2015	9.0%	#N/A	10.0%	19.9%	14.0%	11.3%	16.0%	7.0%								
1/16/2015	9.0%	#N/A	10.0%	21.2%	14.0%	11.3%	16.0%	7.0%								
12/19/2014	9.0%	#N/A	10.0%	21.2%	14.0%	11.3%	16.0%	7.0%								
11/14/2014	9.0%	#N/A	10.0%	21.2%	15.0%	11.3%	16.0%	6.6%								
10/17/2014	9.0%	#N/A	10.0%	20.6%	15.0%	8.8%	16.0%	6.6%								
9/12/2014	9.0%	#N/A	10.0%	20.0%	21.1%	7.3%	16.0%	6.6%								
8/15/2014	5.5%	#N/A	#N/A	20.0%	27.2%	6.8%	16.0%	7.0%								
7/18/2014	5.5%	#N/A	#N/A	15.7%	24.7%	5.6%	16.0%	7.0%								
6/13/2014	5.5%	#N/A	#N/A	15.7%	24.7%	3.1%	16.0%	7.0%								
5/16/2014	5.5%	#N/A	#N/A	15.7%	20.4%	3.1%	15.0%	12.5%								
4/18/2014	5.5%	#N/A	#N/A	14.3%	#N/A	4.8%	15.0%	12.5%								
3/14/2014	5.5%	#N/A	#N/A	#N/A	#N/A	#N/A	15.0%	#N/A								
2/14/2014	7.5%	#N/A	#N/A	37.7%	#N/A	-1.1%	#N/A	12.5%								
1/17/2014	7.5%	#N/A	#N/A	37.7%	#N/A	-1.1%	#N/A	12.5%								
12/13/2013	7.5%	#N/A	#N/A	37.7%	#N/A	-1.1%	#N/A	12.5%								
11/15/2013	8.5%	#N/A	#N/A	37.7%	#N/A	-1.1%	#N/A	12.5%								
10/18/2013	8.5%	#N/A	#N/A	37.4%	#N/A	-1.1%	#N/A	12.5%								

Source: Value Line Investment Analyzer as of dates specified.

**IBES Consensus EPS Growth Rate Estiamtes - Yahoo! Finance**

Date	Boardwalk		Columbia		Enable		EQT		Tallgrass		TC		Kinder		Spectra Energy	
	Partners LP	BWP	Partners LP	CPPL	Partners LP	ENBL	Partners LP	EQM	Partners LP	TEP	LP	TCP	Partners LP	KMI	Partners LP	SEP
Dec-11		3.05%									4.00%					4.10%
Jan-12		2.26%									4.13%					3.25%
Feb-12		2.26%									4.13%					3.25%
Mar-12		2.26%									4.13%					3.25%
Apr-12		2.10%									4.13%					3.25%
May-12		2.87%									4.13%					4.23%
Jun-12		3.25%									4.13%					5.60%
Jul-12		3.25%									4.13%					5.60%
Aug-12		2.00%									4.13%					5.10%
Sep-12		2.00%									4.13%					5.10%
Oct-12		2.00%									4.13%					5.10%
Nov-12		2.00%									4.13%					2.10%
Dec-12		2.00%									4.13%			25.00%		2.10%
Jan-13		11.37%									-0.60%			15.45%		1.77%
Feb-13		11.37%					6.30%				-0.60%			15.45%		2.17%
Mar-13		11.37%					6.30%				-0.60%			15.45%		2.17%
Apr-13		11.37%					6.30%				-0.60%			15.45%		2.17%
May-13		15.02%					44.30%				-0.60%			15.45%		2.17%
Jun-13		15.02%					44.30%				-0.60%			15.45%		3.65%
Jul-13		13.92%					37.15%				-1.10%			47.00%		7.00%
Aug-13		7.10%					37.15%				-1.10%			47.00%		7.00%
Sep-13		7.10%					37.15%				-1.10%			47.00%		7.00%
Oct-13		7.10%					37.40%				-1.10%			45.20%		7.00%
Nov-13		7.10%					37.40%				-0.70%			45.20%		7.00%
Dec-13		7.10%					37.40%				-0.70%			44.80%		7.00%
Jan-14		2.15%					57.30%				-0.70%			29.66%		12.97%
Feb-14		-2.00%					9.50%				4.90%			12.61%		10.04%
Mar-14		-4.90%					9.50%				4.90%			12.61%		10.04%
Apr-14		-4.05%					12.30%		40.65%		4.90%			11.36%		10.04%
May-14		-4.05%					12.30%		35.33%		4.55%			8.20%		8.50%
Jun-14		-4.05%					16.55%		35.33%		7.05%			8.20%		8.50%

**IBES Consensus EPS Growth Rate Estiamtes - Yahoo! Finance**

Date	Boardwalk Pipeline Partners LP		Columbia Pipeline Partners LP		Enable Midstream Partners LP		EQT Midstream Partners LP		Tallgrass Energy Partners LP		PipeLines LP		Kinder Morgan Inc.		Spectra Energy Partners LP	
	BWP	CPPL	ENBL	EQM	TEP	TCP	KMI	SEP								
Jul-14	-4.05%		11.00%	20.63%	36.17%	4.07%	10.30%	8.50%								
Aug-14	-6.10%		10.00%	20.63%	35.50%	3.40%	9.98%	6.60%								
Sep-14	-6.10%		10.00%	20.63%	22.60%	3.40%	8.20%	6.60%								
Oct-14	2.60%		10.00%	23.20%	22.60%	8.55%	9.00%	6.60%								
Nov-14	2.50%		10.00%	23.20%	47.90%	11.05%	9.00%	-9.35%								
Dec-14	2.50%		10.00%	23.20%	64.85%	11.05%	9.00%	-9.35%								
Jan-15	2.50%		10.00%	22.70%	64.85%	11.05%	10.00%	-9.35%								
Feb-15	2.50%		7.00%	17.00%	98.90%	10.35%	4.20%	-25.30%								
Mar-15	2.50%		7.00%	17.00%	98.90%	11.05%	4.20%	-25.30%								
Apr-15	2.50%		7.00%	17.00%	98.90%	11.05%	4.20%	-25.30%								
May-15	7.30%		2.35%	17.00%	98.90%	17.70%	4.20%	-25.30%								
Jun-15	7.30%		2.35%	15.55%	98.90%	17.70%	4.20%	-25.30%								
Jul-15	11.48%		4.17%	13.46%	98.90%	17.70%	-8.33%	3.40%								
Aug-15	9.94%		1.85%	13.46%	35.65%	11.55%	4.20%	5.70%								
Sep-15																
Oct-15	9.91%	31.02%	1.85%	14.87%	44.06%	11.55%	3.90%	5.70%								
Nov-15	8.14%	31.02%	4.00%	12.13%	39.85%	11.55%	3.90%	5.90%								

Source: IBES estimates from Yahoo! Finance, provided by Brown, Williams, Moorhead, & Quinn, Inc.

<b>ThomsonOne Data</b>									
<b>IBES Consensus Long Term EPS Growth Rates - Mean</b>									
<b>Date</b>	<b>BWP</b>	<b>CPPL</b>	<b>ENBL</b>	<b>EQM</b>	<b>TEP</b>	<b>TCP</b>	<b>KMI</b>	<b>SEP</b>	
	[1]	[2]	[3]	[4]	[5]	[6]	[7]	[8]	
Nov-15	8.14%	31.02%	4.00%	12.13%	39.85%	11.55%	3.90%	5.70%	
Oct-15	9.91%	31.02%	1.85%	14.87%	44.06%	11.55%	3.90%	5.70%	
Sep-15	9.94%	31.02%	1.85%	13.46%	21.81%	11.55%	4.20%	5.70%	
Aug-15	9.94%	31.02%	1.85%	13.46%	21.81%	11.55%	-8.33%	5.70%	
Jul-15	11.48%	N/A	4.17%	13.46%	98.90%	17.70%	-8.33%	3.40%	
Jun-15	7.30%	N/A	2.35%	15.55%	98.90%	17.70%	4.20%	-25.30%	
May-15	7.30%	N/A	2.35%	17.00%	98.90%	17.70%	4.20%	-25.30%	
Apr-15	2.50%	N/A	7.00%	17.00%	98.90%	11.05%	4.20%	-25.30%	
Mar-15	2.50%	N/A	7.00%	17.00%	98.90%	11.05%	4.20%	-25.30%	
Feb-15	2.50%	N/A	7.00%	17.00%	98.90%	10.35%	4.20%	-25.30%	
Jan-15	2.50%	N/A	10.00%	22.70%	64.85%	11.05%	10.00%	-9.35%	
Dec-14	2.50%	N/A	10.00%	23.20%	64.85%	11.05%	9.00%	-9.35%	
Nov-14	2.50%	N/A	10.00%	23.20%	47.90%	11.05%	9.00%	-9.35%	
Oct-14	2.60%	N/A	10.00%	23.20%	22.60%	8.55%	9.00%	6.60%	
Sep-14	-6.10%	N/A	10.00%	20.63%	22.60%	3.40%	8.20%	6.60%	
Aug-14	-6.10%	N/A	10.00%	20.63%	35.50%	3.40%	9.98%	6.60%	
Jul-14	-4.05%	N/A	11.00%	20.63%	36.17%	4.07%	10.30%	8.50%	
Jun-14	-4.05%	N/A	11.00%	12.30%	35.33%	7.05%	8.20%	8.50%	
May-14	-4.05%	N/A	N/A	12.30%	35.33%	4.55%	8.20%	8.50%	
Apr-14	-4.05%	N/A	N/A	12.30%	40.65%	4.90%	11.36%	10.04%	
Mar-14	-4.90%	N/A	N/A	9.50%	64.30%	4.90%	12.61%	10.04%	
Feb-14	-2.00%	N/A	N/A	9.50%	N/A	4.90%	12.61%	10.04%	
Jan-14	2.15%	N/A	N/A	57.30%	N/A	-0.70%	29.66%	12.97%	
Dec-13	7.10%	N/A	N/A	37.40%	N/A	-0.70%	44.80%	7.00%	
Nov-13	7.10%	N/A	N/A	37.40%	N/A	-0.70%	45.20%	7.00%	
Oct-13	7.10%	N/A	N/A	37.40%	N/A	-0.70%	45.20%	7.00%	
Sep-13	7.10%	N/A	N/A	37.15%	N/A	-1.10%	47.00%	7.00%	
Aug-13	7.10%	N/A	N/A	37.15%	N/A	-1.10%	47.00%	7.00%	
Jul-13	13.92%	N/A	N/A	37.15%	N/A	-1.10%	47.00%	7.00%	
Jun-13	15.02%	N/A	N/A	44.30%	N/A	-0.60%	15.45%	3.65%	
May-13	15.02%	N/A	N/A	44.30%	N/A	-0.60%	15.45%	2.17%	
Apr-13	11.37%	N/A	N/A	6.30%	N/A	-0.60%	15.45%	2.17%	
Mar-13	11.37%	N/A	N/A	6.30%	N/A	-0.60%	15.45%	2.17%	
Feb-13	11.37%	N/A	N/A	6.30%	N/A	-0.60%	15.45%	2.17%	
Jan-13	11.37%	N/A	N/A	6.30%	N/A	-0.60%	15.45%	2.17%	
Dec-12	2.00%	N/A	N/A	N/A	N/A	4.13%	25.00%	2.10%	
Nov-12	2.00%	N/A	N/A	N/A	N/A	4.13%	25.00%	2.10%	
Oct-12	2.00%	N/A	N/A	N/A	N/A	4.13%	25.00%	5.10%	
Sep-12	2.00%	N/A	N/A	N/A	N/A	4.13%	26.70%	5.10%	
Aug-12	2.00%	N/A	N/A	N/A	N/A	4.13%	26.70%	5.10%	

**ThomsonOne Data**

Date	Number of Estimates Included in Mean									
	BWP [9]	CPPL [10]	ENBL [11]	EQM [12]	TEP [13]	TCP [14]	KMI [15]	SEP [16]		
Nov-15	2	1	1	4	3	2	1	2		
Oct-15	2	1	2	3	2	2	1	2		
Sep-15	2	1	2	3	1	2	1	2		
Aug-15	2	1	2	3	1	2	2	2		
Jul-15	2	N/A	3	3	1	1	2	1		
Jun-15	1	N/A	2	2	1	1	1	1		
May-15	1	N/A	2	1	1	1	1	1		
Apr-15	1	N/A	1	1	1	2	1	1		
Mar-15	1	N/A	1	1	1	2	1	1		
Feb-15	1	N/A	1	1	1	2	1	1		
Jan-15	1	N/A	1	2	2	2	1	2		
Dec-14	1	N/A	1	2	2	2	1	2		
Nov-14	1	N/A	1	2	3	2	1	2		
Oct-14	1	N/A	1	2	2	2	1	1		
Sep-14	1	N/A	1	3	2	3	1	1		
Aug-14	1	N/A	1	3	3	3	2	1		
Jul-14	2	N/A	1	3	3	3	2	1		
Jun-14	2	N/A	1	1	3	2	1	1		
May-14	2	N/A	N/A	1	3	2	1	1		
Apr-14	2	N/A	N/A	1	2	2	2	2		
Mar-14	2	N/A	N/A	1	1	2	2	2		
Feb-14	1	N/A	N/A	1	N/A	2	2	2		
Jan-14	1	N/A	N/A	1	N/A	1	2	1		
Dec-13	1	N/A	N/A	2	N/A	1	1	1		
Nov-13	1	N/A	N/A	2	N/A	1	1	1		
Oct-13	1	N/A	N/A	2	N/A	1	1	1		
Sep-13	1	N/A	N/A	2	N/A	1	1	1		
Aug-13	1	N/A	N/A	2	N/A	1	1	1		
Jul-13	2	N/A	N/A	2	N/A	1	1	1		
Jun-13	2	N/A	N/A	1	N/A	2	1	2		
May-13	2	N/A	N/A	1	N/A	2	1	3		
Apr-13	2	N/A	N/A	1	N/A	2	1	3		
Mar-13	2	N/A	N/A	1	N/A	2	1	3		
Feb-13	2	N/A	N/A	1	N/A	2	1	3		
Jan-13	2	N/A	N/A	1	N/A	1	1	3		
Dec-12	1	N/A	N/A	N/A	N/A	1	1	2		
Nov-12	1	N/A	N/A	N/A	N/A	1	1	2		
Oct-12	1	N/A	N/A	N/A	N/A	1	1	2		
Sep-12	1	N/A	N/A	N/A	N/A	1	1	2		
Aug-12	1	N/A	N/A	N/A	N/A	1	1	2		

**ThomsonOne Data**  
**6-month Rolling Average of Growth Rates**

Date	BWP	CPPL	ENBL	EQM	TEP	TCP	KMI	SEP
	[17]	[18]	[19]	[20]	[21]	[22]	[23]	[24]
Nov-15	9.26%	31.02%	2.69%	14.25%	54.08%	13.80%	-0.38%	-0.28%
Oct-15	8.89%	31.02%	2.60%	14.84%	63.49%	14.57%	-0.31%	-5.47%
Sep-15	7.67%	31.02%	3.45%	15.24%	74.04%	14.50%	-0.31%	-10.61%
Aug-15	6.43%	31.02%	4.31%	15.82%	86.75%	14.41%	0.73%	-15.75%
Jul-15	5.20%	#DIV/0!	5.37%	16.79%	94.76%	14.17%	3.42%	-19.81%
Jun-15	3.93%	#DIV/0!	6.49%	18.34%	88.93%	13.03%	5.65%	-21.78%
May-15	3.13%	#DIV/0!	7.77%	19.44%	82.25%	11.92%	6.46%	-19.08%
Apr-15	2.51%	#DIV/0!	8.89%	20.49%	72.32%	10.87%	7.27%	-14.99%
Mar-15	1.76%	#DIV/0!	9.39%	21.20%	59.47%	9.75%	8.01%	-9.61%
Feb-15	0.49%	#DIV/0!	9.90%	21.83%	46.63%	8.46%	8.90%	-4.24%
Jan-15	-0.80%	#DIV/0!	10.06%	21.99%	40.87%	7.24%	9.22%	0.14%
Dec-14	-1.90%	#DIV/0!	10.23%	20.40%	35.94%	6.42%	9.19%	3.14%
Nov-14	-3.00%	#DIV/0!	10.31%	18.59%	31.87%	5.63%	9.06%	6.14%
Oct-14	-4.08%	#DIV/0!	10.38%	16.78%	31.34%	4.69%	9.42%	7.96%
Sep-14	-4.58%	#DIV/0!	10.50%	14.87%	35.51%	4.77%	9.93%	8.53%
Aug-14	-4.45%	#DIV/0!	10.71%	13.02%	42.20%	5.01%	10.46%	9.10%
Jul-14	-3.55%	#DIV/0!	11.00%	14.37%	43.58%	4.91%	11.04%	9.63%
Jun-14	-2.16%	#DIV/0!	11.00%	19.79%	45.64%	3.73%	15.76%	9.96%
May-14	-0.27%	#DIV/0!	#DIV/0!	24.02%	49.08%	2.54%	21.99%	9.70%
Apr-14	1.60%	#DIV/0!	#DIV/0!	28.25%	55.88%	1.70%	27.69%	9.17%
Mar-14	3.60%	#DIV/0!	#DIV/0!	32.82%	64.30%	0.70%	33.50%	8.65%
Feb-14	5.54%	#DIV/0!	#DIV/0!	37.53%	#DIV/0!	-0.31%	39.32%	8.14%
Jan-14	7.03%	#DIV/0!	#DIV/0!	38.58%	#DIV/0!	-0.90%	44.49%	7.58%
Dec-13	8.80%	#DIV/0!	#DIV/0!	37.79%	#DIV/0!	-0.94%	42.15%	6.58%
Nov-13	10.11%	#DIV/0!	#DIV/0!	38.92%	#DIV/0!	-0.93%	37.29%	5.86%
Oct-13	11.15%	#DIV/0!	#DIV/0!	38.42%	#DIV/0!	-0.91%	32.32%	5.05%
Sep-13	11.88%	#DIV/0!	#DIV/0!	33.36%	#DIV/0!	-0.83%	27.17%	4.25%
Aug-13	12.57%	#DIV/0!	#DIV/0!	28.19%	#DIV/0!	-0.75%	21.97%	3.45%
Jul-13	12.87%	#DIV/0!	#DIV/0!	23.26%	#DIV/0!	-0.66%	16.67%	2.64%
Jun-13	12.27%	#DIV/0!	#DIV/0!	19.13%	#DIV/0!	0.11%	15.92%	2.17%
May-13	10.07%	#DIV/0!	#DIV/0!	13.18%	#DIV/0!	0.91%	17.55%	2.09%
Apr-13	8.16%	#DIV/0!	#DIV/0!	6.30%	#DIV/0!	1.70%	19.14%	2.26%
Mar-13	6.58%	#DIV/0!	#DIV/0!	6.30%	#DIV/0!	2.49%	20.97%	2.75%
Feb-13	5.00%	#DIV/0!	#DIV/0!	6.30%	#DIV/0!	3.29%	22.87%	3.24%
Jan-13	3.64%	#DIV/0!	#DIV/0!	6.30%	#DIV/0!	4.03%	26.57%	3.75%
Dec-12	2.32%	#DIV/0!	#DIV/0!	#DIV/0!	#DIV/0!	4.13%	30.59%	4.39%
Nov-12	2.51%	#DIV/0!	#DIV/0!	#DIV/0!	#DIV/0!	4.13%	33.43%	4.90%
Oct-12	2.64%	#DIV/0!	#DIV/0!	#DIV/0!	#DIV/0!	4.13%	36.27%	4.99%
Sep-12	2.66%	#DIV/0!	#DIV/0!	#DIV/0!	#DIV/0!	4.13%	38.91%	4.69%
Aug-12	2.70%	#DIV/0!	#DIV/0!	#DIV/0!	#DIV/0!	4.13%	39.61%	4.38%

**ThomsonOne Data**

<b>IBES Consensus Long Term EPS Growth Rates - Mean</b>									
<b>Date</b>	<b>BWP</b>	<b>CPPL</b>	<b>ENBL</b>	<b>EQM</b>	<b>TEP</b>	<b>TCP</b>	<b>KMI</b>	<b>SEP</b>	
	[1]	[2]	[3]	[4]	[5]	[6]	[7]	[8]	
Jul-12	3.25%	N/A	N/A	N/A	N/A	4.13%	42.11%	5.60%	
Jun-12	3.25%	N/A	N/A	N/A	N/A	4.13%	42.11%	5.60%	
May-12	2.87%	N/A	N/A	N/A	N/A	4.13%	42.11%	4.23%	
Apr-12	2.10%	N/A	N/A	N/A	N/A	4.13%	42.11%	3.25%	
Mar-12	2.26%	N/A	N/A	N/A	N/A	4.13%	42.11%	3.25%	
Feb-12	2.26%	N/A	N/A	N/A	N/A	4.13%	26.06%	3.25%	
Jan-12	3.17%	N/A	N/A	N/A	N/A	4.00%	26.06%	4.10%	
Dec-11	3.05%	N/A	N/A	N/A	N/A	4.00%	26.06%	4.10%	
Nov-11	3.05%	N/A	N/A	N/A	N/A	4.50%	26.06%	4.10%	
Oct-11	3.05%	N/A	N/A	N/A	N/A	5.60%	21.70%	4.20%	
Sep-11	3.37%	N/A	N/A	N/A	N/A	6.07%	10.00%	4.30%	
Aug-11	3.37%	N/A	N/A	N/A	N/A	6.07%	9.28%	5.55%	
Jul-11	3.80%	N/A	N/A	N/A	N/A	6.07%	9.28%	6.00%	
Jun-11	3.80%	N/A	N/A	N/A	N/A	6.07%	9.28%	6.00%	
May-11	4.00%	N/A	N/A	N/A	N/A	6.07%	9.00%	6.00%	
Apr-11	4.50%	N/A	N/A	N/A	N/A	6.07%	9.00%	6.00%	
Mar-11	4.50%	N/A	N/A	N/A	N/A	5.73%	7.00%	6.00%	
Feb-11	4.50%	N/A	N/A	N/A	N/A	5.73%	N/A	6.00%	
Jan-11	5.00%	N/A	N/A	N/A	N/A	4.50%	N/A	6.20%	

Sources:

- [1] - [8]: Thomson Reuters. Accessed via ThomsonOne using Thomson Reuters Spreadsheet Link.
- [9] - [16]: Thomson Reuters. Accessed via ThomsonOne using Thomson Reuters Spreadsheet Link.
- [17] - [24]: 6-month average of daily consensus EPS Growth Rates from ThomsonOne.

**ThomsonOne Data**

Date	Number of Estimates Included in Mean										
	BWP [9]	CPPL [10]	ENBL [11]	EQM [12]	TEP [13]	TCP [14]	KMI [15]	SEP [16]			
Jul-12	2	N/A	N/A	N/A	N/A	1	1	2			
Jun-12	2	N/A	N/A	N/A	N/A	1	1	2			
May-12	3	N/A	N/A	N/A	N/A	1	1	3			
Apr-12	1	N/A	N/A	N/A	N/A	1	1	2			
Mar-12	2	N/A	N/A	N/A	N/A	1	1	2			
Feb-12	2	N/A	N/A	N/A	N/A	1	2	2			
Jan-12	3	N/A	N/A	N/A	N/A	1	2	3			
Dec-11	4	N/A	N/A	N/A	N/A	1	2	3			
Nov-11	4	N/A	N/A	N/A	N/A	2	2	3			
Oct-11	4	N/A	N/A	N/A	N/A	2	3	3			
Sep-11	3	N/A	N/A	N/A	N/A	3	2	3			
Aug-11	3	N/A	N/A	N/A	N/A	3	4	2			
Jul-11	3	N/A	N/A	N/A	N/A	3	4	2			
Jun-11	3	N/A	N/A	N/A	N/A	3	4	2			
May-11	1	N/A	N/A	N/A	N/A	3	3	2			
Apr-11	2	N/A	N/A	N/A	N/A	3	3	2			
Mar-11	2	N/A	N/A	N/A	N/A	3	2	2			
Feb-11	2	N/A	N/A	N/A	N/A	3	N/A	2			
Jan-11	1	N/A	N/A	N/A	N/A	2	N/A	2			



**ThomsonOne Data**  
**6-month Rolling Average of Growth Rates**

Date	BWP [17]	CPPL [18]	ENBL [19]	EQM [20]	TEP [21]	TCP [22]	KMI [23]	SEP [24]
Jul-12	2.67%	#DIV/0!	#DIV/0!	#DIV/0!	#DIV/0!	4.12%	37.70%	4.09%
Jun-12	2.64%	#DIV/0!	#DIV/0!	#DIV/0!	#DIV/0!	4.10%	34.96%	3.83%
May-12	2.63%	#DIV/0!	#DIV/0!	#DIV/0!	#DIV/0!	4.11%	32.28%	3.66%
Apr-12	2.67%	#DIV/0!	#DIV/0!	#DIV/0!	#DIV/0!	4.27%	29.44%	3.71%
Mar-12	2.88%	#DIV/0!	#DIV/0!	#DIV/0!	#DIV/0!	4.59%	25.63%	3.87%
Feb-12	3.07%	#DIV/0!	#DIV/0!	#DIV/0!	#DIV/0!	4.91%	22.00%	4.15%
Jan-12	3.21%	#DIV/0!	#DIV/0!	#DIV/0!	#DIV/0!	5.24%	19.22%	4.52%
Dec-11	3.34%	#DIV/0!	#DIV/0!	#DIV/0!	#DIV/0!	5.59%	16.39%	4.84%
Nov-11	3.47%	#DIV/0!	#DIV/0!	#DIV/0!	#DIV/0!	5.90%	13.57%	5.16%
Oct-11	3.70%	#DIV/0!	#DIV/0!	#DIV/0!	#DIV/0!	6.06%	10.91%	5.47%
Sep-11	3.89%	#DIV/0!	#DIV/0!	#DIV/0!	#DIV/0!	6.02%	8.92%	5.77%
Aug-11	4.07%	#DIV/0!	#DIV/0!	#DIV/0!	#DIV/0!	5.97%	8.78%	5.95%
Jul-11	4.28%	#DIV/0!	#DIV/0!	#DIV/0!	#DIV/0!	5.88%	8.66%	6.01%
Jun-11	4.48%	#DIV/0!	#DIV/0!	#DIV/0!	#DIV/0!	5.61%	8.46%	6.04%
May-11	4.61%	#DIV/0!	#DIV/0!	#DIV/0!	#DIV/0!	5.52%	8.14%	6.05%
Apr-11	4.66%	#DIV/0!	#DIV/0!	#DIV/0!	#DIV/0!	5.38%	7.35%	6.06%
Mar-11	4.71%	#DIV/0!	#DIV/0!	#DIV/0!	#DIV/0!	5.24%	7.00%	6.08%
Feb-11	4.82%	#DIV/0!	#DIV/0!	#DIV/0!	#DIV/0!	4.98%	#DIV/0!	6.13%
Jan-11	5.00%	#DIV/0!	#DIV/0!	#DIV/0!	#DIV/0!	4.50%	#DIV/0!	6.20%

**ThomsonOne Data**  
**Consensus EPS Long Term Growth - Mean**

Date	Boardwalk Pipeline Partners LP	BWP	Columbia Pipeline Partners LP	CPPL	Enable Midstream Partners LP	ENBL	EQT Midstream Partners LP	EQM	Tallgrass Energy Partners LP	TEP	TC Pipelines LP	TCP	Kinder Morgan Inc	KMI	Spectra Energy Partners LP	SEP
12/2/2015		8.14%		31.02%		4.00%		12.13%		39.85%		11.55%		3.90%		5.90%
12/1/2015		8.14%		31.02%		4.00%		12.13%		39.85%		11.55%		3.90%		5.90%
11/30/2015		8.14%		31.02%		4.00%		12.13%		39.85%		11.55%		3.90%		5.70%
11/29/2015		8.14%		31.02%		4.00%		12.13%		39.85%		11.55%		3.90%		5.70%
11/28/2015		8.14%		31.02%		4.00%		12.13%		39.85%		11.55%		3.90%		5.70%
11/27/2015		8.14%		31.02%		4.00%		12.13%		39.85%		11.55%		3.90%		5.70%
11/26/2015		8.14%		31.02%		4.00%		12.13%		39.85%		11.55%		3.90%		5.70%
11/25/2015		8.14%		31.02%		4.00%		12.13%		39.85%		11.55%		3.90%		5.70%
11/24/2015		8.14%		31.02%		4.00%		12.13%		39.85%		11.55%		3.90%		5.70%
11/23/2015		8.14%		31.02%		4.00%		12.13%		39.85%		11.55%		3.90%		5.70%
11/22/2015		8.14%		31.02%		4.00%		12.15%		39.85%		11.55%		3.90%		5.70%
11/21/2015		8.14%		31.02%		4.00%		12.15%		39.85%		11.55%		3.90%		5.70%
11/20/2015		8.14%		31.02%		4.00%		12.15%		39.85%		11.55%		3.90%		5.70%
11/19/2015		8.14%		31.02%		4.00%		12.15%		39.85%		11.55%		3.90%		5.70%
11/18/2015		8.14%		31.02%		4.00%		12.15%		39.85%		11.55%		3.90%		5.70%
11/17/2015		8.14%		31.02%		4.00%		12.15%		45.14%		11.55%		3.90%		5.70%
11/16/2015		8.14%		31.02%		4.00%		12.15%		45.14%		11.55%		3.90%		5.70%
11/15/2015		8.14%		31.02%		4.00%		14.87%		45.14%		11.55%		3.90%		5.70%
11/14/2015		8.14%		31.02%		4.00%		14.87%		45.14%		11.55%		3.90%		5.70%
11/13/2015		8.14%		31.02%		4.00%		14.87%		45.14%		11.55%		3.90%		5.70%
11/12/2015		8.14%		31.02%		4.00%		14.87%		45.14%		11.55%		3.90%		5.70%
11/11/2015		8.14%		31.02%		4.00%		14.87%		45.14%		11.55%		3.90%		5.70%
11/10/2015		8.14%		31.02%		4.00%		14.87%		45.14%		11.55%		3.90%		5.70%
11/9/2015		8.64%		31.02%		4.00%		14.87%		45.14%		11.55%		3.90%		5.70%
11/8/2015		8.64%		31.02%		6.00%		14.87%		45.14%		11.55%		3.90%		5.70%
11/7/2015		8.64%		31.02%		6.00%		14.87%		45.14%		11.55%		3.90%		5.70%
11/6/2015		8.64%		31.02%		6.00%		14.87%		45.14%		11.55%		3.90%		5.70%
11/5/2015		8.64%		31.02%		6.00%		14.87%		44.06%		11.55%		3.90%		5.70%
11/4/2015		8.64%		31.02%		1.85%		14.87%		44.06%		11.55%		3.90%		5.70%
11/3/2015		8.64%		31.02%		1.85%		14.87%		44.06%		11.55%		3.90%		5.70%
11/2/2015		9.91%		31.02%		1.85%		14.87%		44.06%		11.55%		3.90%		5.70%
11/1/2015		9.91%		31.02%		1.85%		14.87%		44.06%		11.55%		3.90%		5.70%
10/31/2015		9.91%		31.02%		1.85%		14.87%		44.06%		11.55%		3.90%		5.70%
10/30/2015		9.91%		31.02%		1.85%		14.87%		44.06%		11.55%		3.90%		5.70%
10/29/2015		9.91%		31.02%		1.85%		14.87%		44.06%		11.55%		3.90%		5.70%
10/28/2015		9.91%		31.02%		1.85%		14.87%		44.06%		11.55%		3.90%		5.70%
10/27/2015		9.91%		31.02%		1.85%		14.87%		44.06%		11.55%		3.90%		5.70%
10/26/2015		9.91%		31.02%		1.85%		14.87%		44.06%		11.55%		3.90%		5.70%

**ThomsonOne Data**  
**Consensus EPS Long Term Growth - Mean**

Date	Boardwalk Pipeline Partners LP	Columbia Pipeline Partners LP	Enable Midstream Partners LP	EQT Midstream Partners LP	Tallgrass Energy Partners LP	TC Pipelines LP	Kinder Morgan Inc	Spectra Energy Partners LP
	BWP	CPPL	ENBL	EQM	TEP	TCP	KMI	SEP
10/25/2015	9.91%	31.02%	1.85%	14.87%	44.06%	11.55%	3.90%	5.70%
10/24/2015	9.91%	31.02%	1.85%	14.87%	44.06%	11.55%	3.90%	5.70%
10/23/2015	9.91%	31.02%	1.85%	14.87%	44.06%	11.55%	3.90%	5.70%
10/22/2015	9.91%	31.02%	1.85%	15.19%	44.06%	11.55%	3.90%	5.70%
10/21/2015	9.91%	31.02%	1.85%	15.76%	44.06%	11.55%	4.20%	5.70%
10/20/2015	9.91%	31.02%	1.85%	15.76%	44.06%	11.55%	4.20%	5.70%
10/19/2015	9.91%	31.02%	1.85%	15.76%	44.06%	11.55%	4.20%	5.70%
10/18/2015	9.91%	31.02%	1.85%	15.76%	44.06%	11.55%	4.20%	5.70%
10/17/2015	9.91%	31.02%	1.85%	15.76%	44.06%	11.55%	4.20%	5.70%
10/16/2015	9.91%	31.02%	1.85%	15.76%	44.06%	11.55%	4.20%	5.70%
10/15/2015	9.91%	31.02%	1.85%	15.76%	44.06%	11.55%	4.20%	5.70%
10/14/2015	9.91%	31.02%	1.85%	15.76%	44.06%	11.55%	4.20%	5.70%
10/13/2015	9.91%	31.02%	1.85%	15.76%	44.06%	11.55%	4.20%	5.70%
10/12/2015	9.94%	31.02%	1.85%	13.46%	21.81%	11.55%	4.20%	5.70%
10/11/2015	9.94%	31.02%	1.85%	13.46%	21.81%	11.55%	4.20%	5.70%
10/10/2015	9.94%	31.02%	1.85%	13.46%	21.81%	11.55%	4.20%	5.70%
10/9/2015	9.94%	31.02%	1.85%	13.46%	21.81%	11.55%	4.20%	5.70%
10/8/2015	9.94%	31.02%	1.85%	13.46%	21.81%	11.55%	4.20%	5.70%
10/7/2015	9.94%	31.02%	1.85%	13.46%	21.81%	11.55%	4.20%	5.70%
10/6/2015	9.94%	31.02%	1.85%	13.46%	21.81%	11.55%	4.20%	5.70%
10/5/2015	9.94%	31.02%	1.85%	13.46%	21.81%	11.55%	4.20%	5.70%
10/4/2015	9.94%	31.02%	1.85%	13.46%	21.81%	11.55%	4.20%	5.70%
10/3/2015	9.94%	31.02%	1.85%	13.46%	21.81%	11.55%	4.20%	5.70%
10/2/2015	9.94%	31.02%	1.85%	13.46%	21.81%	11.55%	4.20%	5.70%
10/1/2015	9.94%	31.02%	1.85%	13.46%	21.81%	11.55%	4.20%	5.70%
9/30/2015	9.94%	31.02%	1.85%	13.46%	21.81%	11.55%	4.20%	5.70%
9/29/2015	9.94%	31.02%	1.85%	13.46%	21.81%	11.55%	4.20%	5.70%
9/28/2015	9.94%	31.02%	1.85%	13.46%	21.81%	11.55%	4.20%	5.70%
9/27/2015	9.94%	31.02%	1.85%	13.46%	21.81%	11.55%	4.20%	5.70%
9/26/2015	9.94%	31.02%	1.85%	13.46%	21.81%	11.55%	4.20%	5.70%
9/25/2015	9.94%	31.02%	1.85%	13.46%	21.81%	11.55%	4.20%	5.70%
9/24/2015	9.94%	31.02%	1.85%	13.46%	21.81%	11.55%	4.20%	5.70%
9/23/2015	9.94%	31.02%	1.85%	13.46%	21.81%	11.55%	4.20%	5.70%
9/22/2015	9.94%	31.02%	1.85%	13.46%	21.81%	11.55%	4.20%	5.70%
9/21/2015	9.94%	31.02%	1.85%	13.46%	21.81%	11.55%	4.20%	5.70%
9/20/2015	9.94%	31.02%	1.85%	13.46%	21.81%	11.55%	4.20%	5.70%
9/19/2015	9.94%	31.02%	1.85%	13.46%	21.81%	11.55%	4.20%	5.70%
9/18/2015	9.94%	31.02%	1.85%	13.46%	21.81%	11.55%	4.20%	5.70%

**ThomsonOne Data**  
**Consensus EPS Long Term Growth - Mean**

Date	Boardwalk Pipeline Partners LP	BWP	Columbia Pipeline Partners LP	CPPL	Enable Midstream Partners LP	ENBL	EQT Midstream Partners LP	EQM	Tallgrass Energy Partners LP	TEP	TC Pipelines LP	TCP	Kinder Morgan Inc	KMI	Spectra Energy Partners LP	SEP
9/17/2015	9.94%	9.94%	31.02%	31.02%	1.85%	1.85%	13.46%	13.46%	21.81%	21.81%	11.55%	11.55%	4.20%	4.20%	5.70%	5.70%
9/16/2015	9.94%	9.94%	31.02%	31.02%	1.85%	1.85%	13.46%	13.46%	21.81%	21.81%	11.55%	11.55%	4.20%	4.20%	5.70%	5.70%
9/15/2015	9.94%	9.94%	31.02%	31.02%	1.85%	1.85%	13.46%	13.46%	21.81%	21.81%	11.55%	11.55%	-7.34%	-7.34%	5.70%	5.70%
9/14/2015	9.94%	9.94%	31.02%	31.02%	1.85%	1.85%	13.46%	13.46%	21.81%	21.81%	11.55%	11.55%	-8.33%	-8.33%	5.70%	5.70%
9/13/2015	9.94%	9.94%	31.02%	31.02%	1.85%	1.85%	13.46%	13.46%	21.81%	21.81%	11.55%	11.55%	-8.33%	-8.33%	5.70%	5.70%
9/12/2015	9.94%	9.94%	31.02%	31.02%	1.85%	1.85%	13.46%	13.46%	21.81%	21.81%	11.55%	11.55%	-8.33%	-8.33%	5.70%	5.70%
9/11/2015	9.94%	9.94%	31.02%	31.02%	1.85%	1.85%	13.46%	13.46%	21.81%	21.81%	11.55%	11.55%	-8.33%	-8.33%	5.70%	5.70%
9/10/2015	9.94%	9.94%	31.02%	31.02%	1.85%	1.85%	13.46%	13.46%	21.81%	21.81%	11.55%	11.55%	-8.33%	-8.33%	5.70%	5.70%
9/9/2015	9.94%	9.94%	31.02%	31.02%	1.85%	1.85%	13.46%	13.46%	21.81%	21.81%	11.55%	11.55%	-8.33%	-8.33%	5.70%	5.70%
9/8/2015	9.94%	9.94%	31.02%	31.02%	1.85%	1.85%	13.46%	13.46%	21.81%	21.81%	11.55%	11.55%	-8.33%	-8.33%	5.70%	5.70%
9/7/2015	9.94%	9.94%	31.02%	31.02%	1.85%	1.85%	13.46%	13.46%	21.81%	21.81%	11.55%	11.55%	-8.33%	-8.33%	5.70%	5.70%
9/6/2015	9.94%	9.94%	31.02%	31.02%	1.85%	1.85%	13.46%	13.46%	21.81%	21.81%	11.55%	11.55%	-8.33%	-8.33%	5.70%	5.70%
9/5/2015	9.94%	9.94%	31.02%	31.02%	1.85%	1.85%	13.46%	13.46%	21.81%	21.81%	11.55%	11.55%	-8.33%	-8.33%	5.70%	5.70%
9/4/2015	9.94%	9.94%	31.02%	31.02%	1.85%	1.85%	13.46%	13.46%	21.81%	21.81%	11.55%	11.55%	-8.33%	-8.33%	5.70%	5.70%
9/3/2015	9.94%	9.94%	31.02%	31.02%	1.85%	1.85%	13.46%	13.46%	21.81%	21.81%	11.55%	11.55%	-8.33%	-8.33%	5.70%	5.70%
9/2/2015	9.94%	9.94%	31.02%	31.02%	1.85%	1.85%	13.46%	13.46%	21.81%	21.81%	11.55%	11.55%	-8.33%	-8.33%	5.70%	5.70%
9/1/2015	9.94%	9.94%	31.02%	31.02%	1.85%	1.85%	13.46%	13.46%	21.81%	21.81%	11.55%	11.55%	-8.33%	-8.33%	5.70%	5.70%
8/31/2015	9.94%	9.94%	31.02%	31.02%	1.85%	1.85%	13.46%	13.46%	21.81%	21.81%	11.55%	11.55%	-8.33%	-8.33%	5.70%	5.70%
8/30/2015	9.94%	9.94%	31.02%	31.02%	1.85%	1.85%	13.46%	13.46%	21.81%	21.81%	11.55%	11.55%	-8.33%	-8.33%	5.70%	5.70%
8/29/2015	9.94%	9.94%	31.02%	31.02%	1.85%	1.85%	13.46%	13.46%	21.81%	21.81%	11.55%	11.55%	-8.33%	-8.33%	5.70%	5.70%
8/28/2015	9.94%	9.94%	31.02%	31.02%	1.85%	1.85%	13.46%	13.46%	21.81%	21.81%	11.55%	11.55%	-8.33%	-8.33%	5.70%	5.70%
8/27/2015	9.94%	9.94%	31.02%	31.02%	1.85%	1.85%	13.46%	13.46%	21.81%	21.81%	11.55%	11.55%	-8.33%	-8.33%	5.70%	5.70%
8/26/2015	9.94%	9.94%	31.02%	31.02%	1.85%	1.85%	13.46%	13.46%	21.81%	21.81%	11.55%	11.55%	-8.33%	-8.33%	5.70%	5.70%
8/25/2015	9.94%	9.94%	31.02%	31.02%	1.85%	1.85%	13.46%	13.46%	21.81%	21.81%	11.55%	11.55%	-8.33%	-8.33%	5.70%	5.70%
8/24/2015	9.94%	9.94%	31.02%	31.02%	1.85%	1.85%	13.46%	13.46%	21.81%	21.81%	11.55%	11.55%	-8.33%	-8.33%	5.70%	5.70%
8/23/2015	9.94%	9.94%	31.02%	31.02%	1.85%	1.85%	13.46%	13.46%	21.81%	21.81%	11.55%	11.55%	-8.33%	-8.33%	3.40%	3.40%
8/22/2015	9.94%	9.94%	31.02%	31.02%	1.85%	1.85%	13.46%	13.46%	21.81%	21.81%	11.55%	11.55%	-8.33%	-8.33%	3.40%	3.40%
8/21/2015	9.94%	9.94%	31.02%	31.02%	1.85%	1.85%	13.46%	13.46%	21.81%	21.81%	11.55%	11.55%	-8.33%	-8.33%	3.40%	3.40%
8/20/2015	9.94%	9.94%	31.02%	31.02%	1.85%	1.85%	13.46%	13.46%	21.81%	21.81%	11.55%	11.55%	-8.33%	-8.33%	3.40%	3.40%
8/19/2015	9.94%	9.94%	31.02%	31.02%	1.85%	1.85%	13.46%	13.46%	21.81%	21.81%	11.55%	11.55%	-8.33%	-8.33%	3.40%	3.40%
8/18/2015	9.94%	9.94%	31.02%	31.02%	1.85%	1.85%	13.46%	13.46%	21.81%	21.81%	11.55%	11.55%	-8.33%	-8.33%	3.40%	3.40%
8/17/2015	9.94%	9.94%	31.02%	31.02%	1.85%	1.85%	13.46%	13.46%	21.81%	21.81%	11.55%	11.55%	-8.33%	-8.33%	3.40%	3.40%
8/16/2015	9.94%	9.94%	31.02%	31.02%	1.85%	1.85%	13.46%	13.46%	21.81%	21.81%	11.55%	11.55%	-8.33%	-8.33%	3.40%	3.40%
8/15/2015	9.94%	9.94%	31.02%	31.02%	1.85%	1.85%	13.46%	13.46%	21.81%	21.81%	11.55%	11.55%	-8.33%	-8.33%	3.40%	3.40%
8/14/2015	9.94%	9.94%	31.02%	31.02%	1.85%	1.85%	13.46%	13.46%	21.81%	21.81%	11.55%	11.55%	-8.33%	-8.33%	3.40%	3.40%
8/13/2015	9.94%	9.94%	31.02%	31.02%	1.85%	1.85%	13.46%	13.46%	21.81%	21.81%	11.55%	11.55%	-8.33%	-8.33%	3.40%	3.40%
8/12/2015	9.94%	9.94%	31.02%	31.02%	3.70%	3.70%	13.46%	13.46%	21.81%	21.81%	11.55%	11.55%	-8.33%	-8.33%	3.40%	3.40%
8/11/2015	9.94%	9.94%	31.02%	31.02%	3.83%	3.83%	13.46%	13.46%	21.81%	21.81%	11.55%	11.55%	-8.33%	-8.33%	3.40%	3.40%

**ThomsonOne Data**  
**Consensus EPS Long Term Growth - Mean**

Date	Boardwalk Pipeline Partners LP	Columbia Pipeline Partners LP	Enable Midstream Partners LP	EQT Midstream Partners LP	Tallgrass Energy Partners LP	TC Pipelines LP	Kinder Morgan Inc	Spectra Energy Partners LP
	BWP	CPPL	ENBL	EQM	TEP	TCP	KMI	SEP
8/10/2015	9.94%	31.02%	3.83%	13.46%	21.81%	11.55%	-8.33%	3.40%
8/9/2015	9.94%	31.02%	3.83%	13.46%	21.81%	11.55%	-8.33%	3.40%
8/8/2015	9.94%	31.02%	3.83%	13.46%	21.81%	11.55%	-8.33%	3.40%
8/7/2015	9.94%	31.02%	3.83%	13.46%	21.81%	11.55%	-8.33%	3.40%
8/6/2015	9.94%	31.02%	4.17%	13.46%	21.81%	17.10%	-8.33%	3.40%
8/5/2015	9.94%	31.02%	4.17%	13.46%	21.81%	17.70%	-8.33%	3.40%
8/4/2015	9.94%	31.02%	4.17%	13.46%	21.81%	17.70%	-8.33%	3.40%
8/3/2015	11.48%	N/A	4.17%	13.46%	21.81%	17.70%	-8.33%	3.40%
8/2/2015	11.48%	N/A	4.17%	13.46%	98.90%	17.70%	-8.33%	3.40%
8/1/2015	11.48%	N/A	4.17%	13.46%	98.90%	17.70%	-8.33%	3.40%
7/31/2015	11.48%	N/A	4.17%	13.46%	98.90%	17.70%	-8.33%	3.40%
7/30/2015	11.48%	N/A	4.17%	13.46%	98.90%	17.70%	-8.33%	3.40%
7/29/2015	11.48%	N/A	4.17%	13.46%	98.90%	17.70%	-8.33%	3.40%
7/28/2015	11.48%	N/A	4.17%	13.46%	98.90%	17.70%	-8.33%	3.40%
7/27/2015	11.48%	N/A	4.17%	13.46%	98.90%	17.70%	-8.33%	3.40%
7/26/2015	11.48%	N/A	4.17%	13.06%	98.90%	17.70%	-8.33%	3.40%
7/25/2015	11.48%	N/A	4.17%	13.06%	98.90%	17.70%	-8.33%	3.40%
7/24/2015	11.48%	N/A	4.17%	13.06%	98.90%	17.70%	-8.33%	3.40%
7/23/2015	11.48%	N/A	4.17%	13.06%	98.90%	17.70%	-8.33%	3.40%
7/22/2015	11.48%	N/A	4.17%	12.39%	98.90%	17.70%	-8.33%	3.40%
7/21/2015	11.48%	N/A	4.17%	12.39%	98.90%	17.70%	-8.33%	3.40%
7/20/2015	11.48%	N/A	4.17%	12.39%	98.90%	17.70%	-8.33%	3.40%
7/19/2015	11.48%	N/A	4.17%	12.39%	98.90%	17.70%	-8.33%	3.40%
7/18/2015	11.48%	N/A	4.17%	12.39%	98.90%	17.70%	-8.33%	3.40%
7/17/2015	11.48%	N/A	4.17%	12.39%	98.90%	17.70%	-8.33%	3.40%
7/16/2015	11.48%	N/A	4.17%	12.39%	98.90%	17.70%	-8.33%	3.40%
7/15/2015	11.48%	N/A	4.17%	12.39%	98.90%	17.70%	-8.33%	3.40%
7/14/2015	11.48%	N/A	4.17%	12.39%	98.90%	17.70%	-8.33%	-2.24%
7/13/2015	11.48%	N/A	4.17%	12.39%	98.90%	17.70%	-20.86%	-2.24%
7/12/2015	7.30%	N/A	2.35%	15.55%	98.90%	17.70%	4.20%	3.40%
7/11/2015	7.30%	N/A	2.35%	15.55%	98.90%	17.70%	4.20%	3.40%
7/10/2015	7.30%	N/A	2.35%	15.55%	98.90%	17.70%	4.20%	3.40%
7/9/2015	7.30%	N/A	2.35%	15.55%	98.90%	17.70%	4.20%	3.40%
7/8/2015	7.30%	N/A	2.35%	15.55%	98.90%	17.70%	4.20%	3.40%
7/7/2015	7.30%	N/A	2.35%	15.55%	98.90%	17.70%	4.20%	3.40%
7/6/2015	7.30%	N/A	2.35%	15.55%	98.90%	17.70%	4.20%	3.40%
7/5/2015	7.30%	N/A	2.35%	15.55%	98.90%	17.70%	4.20%	3.40%
7/4/2015	7.30%	N/A	2.35%	15.55%	98.90%	17.70%	4.20%	3.40%

**ThomsonOne Data**  
**Consensus EPS Long Term Growth - Mean**

Date	Boardwalk Pipeline Partners LP BWP	Columbia Pipeline Partners LP CPPL	Enable Midstream Partners LP ENBL	EQT Midstream Partners LP EQM	Tallgrass Energy Partners LP TEP	TC Pipelines LP TCP	Kinder Morgan Inc KMI	Spectra Energy Partners LP SEP
7/3/2015	7.30%	N/A	2.35%	15.55%	98.90%	17.70%	4.20%	3.40%
7/2/2015	7.30%	N/A	2.35%	15.55%	98.90%	17.70%	4.20%	3.40%
7/1/2015	7.30%	N/A	2.35%	15.55%	98.90%	17.70%	4.20%	-25.30%
6/30/2015	7.30%	N/A	2.35%	15.55%	98.90%	17.70%	4.20%	-25.30%
6/29/2015	7.30%	N/A	2.35%	15.55%	98.90%	17.70%	4.20%	-25.30%
6/28/2015	7.30%	N/A	2.35%	15.55%	98.90%	17.70%	4.20%	-25.30%
6/27/2015	7.30%	N/A	2.35%	15.55%	98.90%	17.70%	4.20%	-25.30%
6/26/2015	7.30%	N/A	2.35%	15.55%	98.90%	17.70%	4.20%	-25.30%
6/25/2015	7.30%	N/A	2.35%	15.55%	98.90%	17.70%	4.20%	-25.30%
6/24/2015	7.30%	N/A	2.35%	15.55%	98.90%	17.70%	4.20%	-25.30%
6/23/2015	7.30%	N/A	2.35%	15.55%	98.90%	17.70%	4.20%	-25.30%
6/22/2015	7.30%	N/A	2.35%	18.50%	98.90%	17.70%	4.20%	-25.30%
6/21/2015	7.30%	N/A	2.35%	17.00%	98.90%	17.70%	4.20%	-25.30%
6/20/2015	7.30%	N/A	2.35%	17.00%	98.90%	17.70%	4.20%	-25.30%
6/19/2015	7.30%	N/A	2.35%	17.00%	98.90%	17.70%	4.20%	-25.30%
6/18/2015	7.30%	N/A	2.35%	17.00%	98.90%	17.70%	4.20%	-25.30%
6/17/2015	7.30%	N/A	2.35%	17.00%	98.90%	17.70%	4.20%	-25.30%
6/16/2015	7.30%	N/A	2.35%	17.00%	98.90%	17.70%	4.20%	-25.30%
6/15/2015	7.30%	N/A	2.35%	17.00%	98.90%	17.70%	4.20%	-25.30%
6/14/2015	7.30%	N/A	2.35%	17.00%	98.90%	17.70%	4.20%	-25.30%
6/13/2015	7.30%	N/A	2.35%	17.00%	98.90%	17.70%	4.20%	-25.30%
6/12/2015	7.30%	N/A	2.35%	17.00%	98.90%	17.70%	4.20%	-25.30%
6/11/2015	7.30%	N/A	2.35%	17.00%	98.90%	17.70%	4.20%	-25.30%
6/10/2015	7.30%	N/A	2.35%	17.00%	98.90%	17.70%	4.20%	-25.30%
6/9/2015	7.30%	N/A	2.35%	17.00%	98.90%	17.70%	4.20%	-25.30%
6/8/2015	7.30%	N/A	2.35%	17.00%	98.90%	17.70%	4.20%	-25.30%
6/7/2015	7.30%	N/A	2.35%	17.00%	98.90%	17.70%	4.20%	-25.30%
6/6/2015	7.30%	N/A	2.35%	17.00%	98.90%	17.70%	4.20%	-25.30%
6/5/2015	7.30%	N/A	2.35%	17.00%	98.90%	17.70%	4.20%	-25.30%
6/4/2015	7.30%	N/A	2.35%	17.00%	98.90%	17.70%	4.20%	-25.30%
6/3/2015	7.30%	N/A	2.35%	17.00%	98.90%	17.70%	4.20%	-25.30%
6/2/2015	7.30%	N/A	2.35%	17.00%	98.90%	17.70%	4.20%	-25.30%
6/1/2015	7.30%	N/A	2.35%	17.00%	98.90%	17.70%	4.20%	-25.30%
5/31/2015	7.30%	N/A	2.35%	17.00%	98.90%	17.70%	4.20%	-25.30%
5/30/2015	7.30%	N/A	2.35%	17.00%	98.90%	17.70%	4.20%	-25.30%
5/29/2015	7.30%	N/A	2.35%	17.00%	98.90%	17.70%	4.20%	-25.30%
5/28/2015	7.30%	N/A	2.35%	17.00%	98.90%	17.70%	4.20%	-25.30%
5/27/2015	7.30%	N/A	2.35%	17.00%	98.90%	17.70%	4.20%	-25.30%

**ThomsonOne Data**  
**Consensus EPS Long Term Growth - Mean**

Date	Boardwalk Pipeline Partners LP BWP	Columbia Pipeline Partners LP CPPL	Enable Midstream Partners LP ENBL	EQT Midstream Partners LP EQM	Tallgrass Energy Partners LP TEP	TC Pipelines LP TCP	Kinder Morgan Inc KMI	Spectra Energy Partners LP SEP
5/26/2015	7.30%	N/A	2.35%	17.00%	98.90%	17.70%	4.20%	-25.30%
5/25/2015	7.30%	N/A	2.35%	17.00%	98.90%	17.70%	4.20%	-25.30%
5/24/2015	7.30%	N/A	2.35%	17.00%	98.90%	17.70%	4.20%	-25.30%
5/23/2015	7.30%	N/A	2.35%	17.00%	98.90%	17.70%	4.20%	-25.30%
5/22/2015	7.30%	N/A	2.35%	17.00%	98.90%	17.70%	4.20%	-25.30%
5/21/2015	7.30%	N/A	2.35%	17.00%	98.90%	17.70%	4.20%	-25.30%
5/20/2015	7.30%	N/A	2.35%	17.00%	98.90%	17.70%	4.20%	-25.30%
5/19/2015	7.30%	N/A	2.35%	17.00%	98.90%	17.70%	4.20%	-25.30%
5/18/2015	7.30%	N/A	2.35%	17.00%	98.90%	17.70%	4.20%	-25.30%
5/17/2015	7.30%	N/A	2.35%	17.00%	98.90%	17.70%	4.20%	-25.30%
5/16/2015	7.30%	N/A	2.35%	17.00%	98.90%	17.70%	4.20%	-25.30%
5/15/2015	7.30%	N/A	2.35%	17.00%	98.90%	17.70%	4.20%	-25.30%
5/14/2015	7.30%	N/A	2.35%	17.00%	98.90%	17.70%	4.20%	-25.30%
5/13/2015	7.30%	N/A	2.35%	17.00%	98.90%	17.70%	4.20%	-25.30%
5/12/2015	7.30%	N/A	2.35%	17.00%	98.90%	17.70%	4.20%	-25.30%
5/11/2015	7.30%	N/A	2.35%	17.00%	98.90%	17.70%	4.20%	-25.30%
5/10/2015	2.50%	N/A	2.35%	17.00%	98.90%	17.70%	4.20%	-25.30%
5/9/2015	2.50%	N/A	2.35%	17.00%	98.90%	17.70%	4.20%	-25.30%
5/8/2015	2.50%	N/A	2.35%	17.00%	98.90%	17.70%	4.20%	-25.30%
5/7/2015	2.50%	N/A	7.00%	17.00%	98.90%	11.05%	4.20%	-25.30%
5/6/2015	2.50%	N/A	7.00%	17.00%	98.90%	11.05%	4.20%	-25.30%
5/5/2015	17.25%	N/A	7.00%	17.00%	98.90%	11.05%	4.20%	-25.30%
5/4/2015	2.50%	N/A	7.00%	17.00%	98.90%	11.05%	4.20%	-25.30%
5/3/2015	2.50%	N/A	7.00%	17.00%	98.90%	11.05%	4.20%	-25.30%
5/2/2015	2.50%	N/A	7.00%	17.00%	98.90%	11.05%	4.20%	-25.30%
5/1/2015	2.50%	N/A	7.00%	17.00%	98.90%	11.05%	4.20%	-25.30%
4/30/2015	2.50%	N/A	7.00%	17.00%	98.90%	11.05%	4.20%	-25.30%
4/29/2015	2.50%	N/A	7.00%	17.00%	98.90%	11.05%	4.20%	-25.30%
4/28/2015	2.50%	N/A	7.00%	17.00%	98.90%	11.05%	4.20%	-25.30%
4/27/2015	2.50%	N/A	7.00%	17.00%	98.90%	11.05%	4.20%	-25.30%
4/26/2015	2.50%	N/A	7.00%	17.00%	98.90%	11.05%	4.20%	-25.30%
4/25/2015	2.50%	N/A	7.00%	17.00%	98.90%	11.05%	4.20%	-25.30%
4/24/2015	2.50%	N/A	7.00%	17.00%	98.90%	11.05%	4.20%	-25.30%
4/23/2015	2.50%	N/A	7.00%	17.00%	98.90%	11.05%	4.20%	-25.30%
4/22/2015	2.50%	N/A	7.00%	17.00%	98.90%	11.05%	4.20%	-25.30%
4/21/2015	2.50%	N/A	7.00%	17.00%	98.90%	11.05%	4.20%	-25.30%
4/20/2015	2.50%	N/A	7.00%	17.00%	98.90%	11.05%	4.20%	-25.30%
4/19/2015	2.50%	N/A	7.00%	17.00%	98.90%	11.05%	4.20%	-25.30%

**ThomsonOne Data**  
**Consensus EPS Long Term Growth - Mean**

Date	Boardwalk Pipeline Partners LP BWP	Columbia Pipeline Partners LP CPPL	Enable Midstream Partners LP ENBL	EQT Midstream Partners LP EQM	Tallgrass Energy Partners LP TEP	TC Pipelines LP TCP	Kinder Morgan Inc KMI	Spectra Energy Partners LP SEP
4/18/2015	2.50%	N/A	7.00%	17.00%	98.90%	11.05%	4.20%	-25.30%
4/17/2015	2.50%	N/A	7.00%	17.00%	98.90%	11.05%	4.20%	-25.30%
4/16/2015	2.50%	N/A	7.00%	17.00%	98.90%	11.05%	4.20%	-25.30%
4/15/2015	2.50%	N/A	7.00%	17.00%	98.90%	11.05%	4.20%	-25.30%
4/14/2015	2.50%	N/A	7.00%	17.00%	98.90%	11.05%	4.20%	-25.30%
4/13/2015	2.50%	N/A	7.00%	17.00%	98.90%	11.05%	4.20%	-25.30%
4/12/2015	2.50%	N/A	7.00%	17.00%	98.90%	11.05%	4.20%	-25.30%
4/11/2015	2.50%	N/A	7.00%	17.00%	98.90%	11.05%	4.20%	-25.30%
4/10/2015	2.50%	N/A	7.00%	17.00%	98.90%	11.05%	4.20%	-25.30%
4/9/2015	2.50%	N/A	7.00%	17.00%	98.90%	11.05%	4.20%	-25.30%
4/8/2015	2.50%	N/A	7.00%	17.00%	98.90%	11.05%	4.20%	-25.30%
4/7/2015	2.50%	N/A	7.00%	17.00%	98.90%	11.05%	4.20%	-25.30%
4/6/2015	2.50%	N/A	7.00%	17.00%	98.90%	11.05%	4.20%	-25.30%
4/5/2015	2.50%	N/A	7.00%	17.00%	98.90%	11.05%	4.20%	-25.30%
4/4/2015	2.50%	N/A	7.00%	17.00%	98.90%	11.05%	4.20%	-25.30%
4/3/2015	2.50%	N/A	7.00%	17.00%	98.90%	11.05%	4.20%	-25.30%
4/2/2015	2.50%	N/A	7.00%	17.00%	98.90%	11.05%	4.20%	-25.30%
4/1/2015	2.50%	N/A	7.00%	17.00%	98.90%	11.05%	4.20%	-25.30%
3/31/2015	2.50%	N/A	7.00%	17.00%	98.90%	11.05%	4.20%	-25.30%
3/30/2015	2.50%	N/A	7.00%	17.00%	98.90%	11.05%	4.20%	-25.30%
3/29/2015	2.50%	N/A	7.00%	17.00%	98.90%	11.05%	4.20%	-25.30%
3/28/2015	2.50%	N/A	7.00%	17.00%	98.90%	11.05%	4.20%	-25.30%
3/27/2015	2.50%	N/A	7.00%	17.00%	98.90%	11.05%	4.20%	-25.30%
3/26/2015	2.50%	N/A	7.00%	17.00%	98.90%	11.05%	4.20%	-25.30%
3/25/2015	2.50%	N/A	7.00%	17.00%	98.90%	11.05%	4.20%	-25.30%
3/24/2015	2.50%	N/A	7.00%	17.00%	98.90%	11.05%	4.20%	-25.30%
3/23/2015	2.50%	N/A	7.00%	17.00%	98.90%	11.05%	4.20%	-25.30%
3/22/2015	2.50%	N/A	7.00%	17.00%	98.90%	11.05%	4.20%	-25.30%
3/21/2015	2.50%	N/A	7.00%	17.00%	98.90%	11.05%	4.20%	-25.30%
3/20/2015	2.50%	N/A	7.00%	17.00%	98.90%	11.05%	4.20%	-25.30%
3/19/2015	2.50%	N/A	7.00%	17.00%	98.90%	11.05%	4.20%	-25.30%
3/18/2015	2.50%	N/A	7.00%	17.00%	98.90%	11.05%	4.20%	-25.30%
3/17/2015	2.50%	N/A	7.00%	17.00%	98.90%	11.05%	4.20%	-25.30%
3/16/2015	2.50%	N/A	7.00%	17.00%	98.90%	11.05%	4.20%	-25.30%
3/15/2015	2.50%	N/A	7.00%	17.00%	98.90%	11.30%	4.20%	-25.30%
3/14/2015	2.50%	N/A	7.00%	17.00%	98.90%	11.30%	4.20%	-25.30%
3/13/2015	2.50%	N/A	7.00%	17.00%	98.90%	11.30%	4.20%	-25.30%
3/12/2015	2.50%	N/A	7.00%	17.00%	98.90%	11.05%	4.20%	-25.30%



**ThomsonOne Data**  
**Consensus EPS Long Term Growth - Mean**

Date	Boardwalk Pipeline Partners LP BWP	Columbia Pipeline Partners LP CPPL	Enable Midstream Partners LP ENBL	EQT Midstream Partners LP EQM	Tallgrass Energy Partners LP TEP	TC Pipelines LP TCP	Kinder Morgan Inc KMI	Spectra Energy Partners LP SEP
3/11/2015	2.50%	N/A	7.00%	17.00%	98.90%	11.05%	4.20%	-25.30%
3/10/2015	2.50%	N/A	7.00%	17.00%	98.90%	11.05%	4.20%	-25.30%
3/9/2015	2.50%	N/A	7.00%	17.00%	98.90%	11.30%	4.20%	-25.30%
3/8/2015	2.50%	N/A	7.00%	17.00%	98.90%	11.30%	4.20%	-25.30%
3/7/2015	2.50%	N/A	7.00%	17.00%	98.90%	11.30%	4.20%	-25.30%
3/6/2015	2.50%	N/A	7.00%	17.00%	98.90%	11.30%	4.20%	-25.30%
3/5/2015	2.50%	N/A	7.00%	17.00%	98.90%	11.30%	4.20%	-25.30%
3/4/2015	2.50%	N/A	7.00%	17.00%	98.90%	11.05%	4.20%	-25.30%
3/3/2015	2.50%	N/A	7.00%	17.00%	98.90%	11.05%	4.20%	-25.30%
3/2/2015	2.50%	N/A	7.00%	17.00%	98.90%	11.05%	4.20%	-25.30%
3/1/2015	2.50%	N/A	7.00%	17.00%	98.90%	11.05%	4.20%	-25.30%
2/28/2015	2.50%	N/A	7.00%	17.00%	98.90%	10.35%	4.20%	-25.30%
2/27/2015	2.50%	N/A	7.00%	17.00%	98.90%	10.35%	4.20%	-25.30%
2/26/2015	2.50%	N/A	7.00%	17.00%	98.90%	10.35%	4.20%	-25.30%
2/25/2015	2.50%	N/A	7.00%	17.00%	98.90%	11.05%	4.20%	-25.30%
2/24/2015	2.50%	N/A	7.00%	17.00%	98.90%	11.05%	4.20%	-25.30%
2/23/2015	2.50%	N/A	7.00%	17.00%	98.90%	11.05%	4.20%	-25.30%
2/22/2015	2.50%	N/A	10.00%	17.00%	64.85%	11.05%	4.20%	-25.30%
2/21/2015	2.50%	N/A	10.00%	17.00%	64.85%	11.05%	4.20%	-25.30%
2/20/2015	2.50%	N/A	10.00%	17.00%	64.85%	11.05%	4.20%	-25.30%
2/19/2015	2.50%	N/A	10.00%	17.00%	64.85%	11.05%	10.00%	-25.30%
2/18/2015	2.50%	N/A	10.00%	17.00%	64.85%	11.05%	10.00%	-25.30%
2/17/2015	2.50%	N/A	10.00%	17.00%	64.85%	11.05%	10.00%	-25.30%
2/16/2015	2.50%	N/A	10.00%	17.00%	64.85%	11.05%	10.00%	-25.30%
2/15/2015	2.50%	N/A	10.00%	17.00%	64.85%	11.05%	10.00%	-25.30%
2/14/2015	2.50%	N/A	10.00%	17.00%	64.85%	11.05%	10.00%	-25.30%
2/13/2015	2.50%	N/A	10.00%	17.00%	64.85%	11.05%	10.00%	-25.30%
2/12/2015	2.50%	N/A	10.00%	22.70%	64.85%	11.05%	10.00%	-25.30%
2/11/2015	2.50%	N/A	10.00%	22.70%	64.85%	11.05%	10.00%	-25.30%
2/10/2015	2.50%	N/A	10.00%	22.70%	64.85%	11.05%	10.00%	-25.30%
2/9/2015	2.50%	N/A	10.00%	22.70%	64.85%	11.05%	10.00%	-9.35%
2/8/2015	2.50%	N/A	10.00%	22.70%	64.85%	11.05%	10.00%	-9.35%
2/7/2015	2.50%	N/A	10.00%	22.70%	64.85%	11.05%	10.00%	-9.35%
2/6/2015	2.50%	N/A	10.00%	22.70%	64.85%	11.05%	10.00%	-9.35%
2/5/2015	2.50%	N/A	10.00%	22.70%	64.85%	11.05%	10.00%	-9.35%
2/4/2015	2.50%	N/A	10.00%	22.70%	64.85%	11.05%	10.00%	-9.35%
2/3/2015	2.50%	N/A	10.00%	22.70%	64.85%	11.05%	10.00%	-9.35%
2/2/2015	2.50%	N/A	10.00%	22.70%	64.85%	11.05%	10.00%	-9.35%

**ThomsonOne Data**  
**Consensus EPS Long Term Growth - Mean**

Date	Boardwalk Pipeline Partners LP BWP	Columbia Pipeline Partners LP CPPL	Enable Midstream Partners LP ENBL	EQT Midstream Partners LP EQM	Tallgrass Energy Partners LP TEP	TC Pipelines LP TCP	Kinder Morgan Inc KMI	Spectra Energy Partners LP SEP
2/1/2015	2.50%	N/A	10.00%	22.70%	64.85%	11.05%	10.00%	-9.35%
1/31/2015	2.50%	N/A	10.00%	22.70%	64.85%	11.05%	10.00%	-9.35%
1/30/2015	2.50%	N/A	10.00%	22.70%	64.85%	11.05%	10.00%	-9.35%
1/29/2015	2.50%	N/A	10.00%	22.70%	64.85%	11.05%	10.00%	-9.35%
1/28/2015	2.50%	N/A	10.00%	22.70%	64.85%	11.05%	9.00%	-9.35%
1/27/2015	2.50%	N/A	10.00%	22.70%	64.85%	11.05%	9.00%	-9.35%
1/26/2015	2.50%	N/A	10.00%	22.70%	64.85%	11.05%	9.00%	-9.35%
1/25/2015	2.50%	N/A	10.00%	22.70%	64.85%	11.05%	9.00%	-9.35%
1/24/2015	2.50%	N/A	10.00%	22.70%	64.85%	11.05%	9.00%	-9.35%
1/23/2015	2.50%	N/A	10.00%	22.70%	64.85%	11.05%	9.00%	-9.35%
1/22/2015	2.50%	N/A	10.00%	22.70%	64.85%	11.05%	10.00%	-9.35%
1/21/2015	2.50%	N/A	10.00%	22.70%	64.85%	11.05%	9.00%	-9.35%
1/20/2015	2.50%	N/A	10.00%	22.70%	64.85%	11.05%	9.00%	-9.35%
1/19/2015	2.50%	N/A	10.00%	22.70%	64.85%	11.05%	9.00%	-9.35%
1/18/2015	2.50%	N/A	10.00%	22.70%	64.85%	11.05%	9.00%	-9.35%
1/17/2015	2.50%	N/A	10.00%	22.70%	64.85%	11.05%	9.00%	-9.35%
1/16/2015	2.50%	N/A	10.00%	22.70%	64.85%	11.05%	9.00%	-9.35%
1/15/2015	2.50%	N/A	10.00%	23.20%	64.85%	11.05%	9.00%	-9.35%
1/14/2015	2.50%	N/A	10.00%	23.20%	64.85%	11.05%	9.00%	-9.35%
1/13/2015	2.50%	N/A	10.00%	23.20%	64.85%	11.05%	9.00%	-9.35%
1/12/2015	2.50%	N/A	10.00%	23.20%	64.85%	11.05%	9.00%	-9.35%
1/11/2015	2.50%	N/A	10.00%	23.20%	64.85%	11.05%	9.00%	-9.35%
1/10/2015	2.50%	N/A	10.00%	23.20%	64.85%	11.05%	9.00%	-9.35%
1/9/2015	2.50%	N/A	10.00%	23.20%	64.85%	11.05%	9.00%	-9.35%
1/8/2015	2.50%	N/A	10.00%	23.20%	64.85%	11.05%	9.00%	-9.35%
1/7/2015	2.50%	N/A	10.00%	23.20%	64.85%	11.05%	9.00%	-9.35%
1/6/2015	2.50%	N/A	10.00%	23.20%	64.85%	11.05%	9.00%	-9.35%
1/5/2015	2.50%	N/A	10.00%	23.20%	64.85%	11.05%	9.00%	-9.35%
1/4/2015	2.50%	N/A	10.00%	23.20%	64.85%	11.05%	9.00%	-9.35%
1/3/2015	2.50%	N/A	10.00%	23.20%	64.85%	11.05%	9.00%	-9.35%
1/2/2015	2.50%	N/A	10.00%	23.20%	64.85%	11.05%	9.00%	-9.35%
1/1/2015	2.50%	N/A	10.00%	23.20%	64.85%	11.05%	9.00%	-9.35%
12/31/2014	2.50%	N/A	10.00%	23.20%	64.85%	11.05%	9.00%	-9.35%
12/30/2014	2.50%	N/A	10.00%	23.20%	64.85%	11.05%	9.00%	-9.35%
12/29/2014	2.50%	N/A	10.00%	23.20%	64.85%	11.05%	9.00%	-9.35%
12/28/2014	2.50%	N/A	10.00%	23.20%	64.85%	11.05%	9.00%	-9.35%
12/27/2014	2.50%	N/A	10.00%	23.20%	64.85%	11.05%	9.00%	-9.35%
12/26/2014	2.50%	N/A	10.00%	23.20%	64.85%	11.05%	9.00%	-9.35%

**ThomsonOne Data**  
**Consensus EPS Long Term Growth - Mean**

Date	Boardwalk Pipeline Partners LP	Columbia Pipeline Partners LP	Enable Midstream Partners LP	EQT Midstream Partners LP	Tallgrass Energy Partners LP	TC Pipelines LP	Kinder Morgan Inc	Spectra Energy Partners LP
	BWP	CPPL	ENBL	EQM	TEP	TCP	KMI	SEP
12/25/2014	2.50%	N/A	10.00%	23.20%	64.85%	11.05%	9.00%	-9.35%
12/24/2014	2.50%	N/A	10.00%	23.20%	64.85%	11.05%	9.00%	-9.35%
12/23/2014	2.50%	N/A	10.00%	23.20%	64.85%	11.05%	9.00%	-9.35%
12/22/2014	2.50%	N/A	10.00%	23.20%	64.85%	11.05%	9.00%	-9.35%
12/21/2014	2.50%	N/A	10.00%	23.20%	64.85%	11.05%	9.00%	-9.35%
12/20/2014	2.50%	N/A	10.00%	23.20%	64.85%	11.05%	9.00%	-9.35%
12/19/2014	2.50%	N/A	10.00%	23.20%	64.85%	11.05%	9.00%	-9.35%
12/18/2014	2.50%	N/A	10.00%	23.20%	64.85%	11.05%	9.00%	-9.35%
12/17/2014	2.50%	N/A	10.00%	23.20%	64.85%	11.05%	9.00%	-9.35%
12/16/2014	2.50%	N/A	10.00%	23.20%	64.85%	11.05%	9.00%	-9.35%
12/15/2014	2.50%	N/A	10.00%	23.20%	64.85%	11.05%	9.00%	-9.35%
12/14/2014	2.50%	N/A	10.00%	23.20%	64.85%	11.05%	9.00%	-9.35%
12/13/2014	2.50%	N/A	10.00%	23.20%	64.85%	11.05%	9.00%	-9.35%
12/12/2014	2.50%	N/A	10.00%	23.20%	64.85%	11.05%	9.00%	-9.35%
12/11/2014	2.50%	N/A	10.00%	23.20%	64.85%	11.05%	9.00%	-9.35%
12/10/2014	2.50%	N/A	10.00%	23.20%	47.90%	11.05%	9.00%	-9.35%
12/9/2014	2.50%	N/A	10.00%	23.20%	47.90%	11.05%	9.00%	-9.35%
12/8/2014	2.50%	N/A	10.00%	23.20%	47.90%	11.05%	9.00%	-9.35%
12/7/2014	2.50%	N/A	10.00%	23.20%	47.90%	11.05%	9.00%	-9.35%
12/6/2014	2.50%	N/A	10.00%	23.20%	47.90%	11.05%	9.00%	-9.35%
12/5/2014	2.50%	N/A	10.00%	23.20%	47.90%	11.05%	9.00%	-9.35%
12/4/2014	2.50%	N/A	10.00%	23.20%	47.90%	11.05%	9.00%	-9.35%
12/3/2014	2.50%	N/A	10.00%	23.20%	47.90%	11.05%	9.00%	-9.35%
12/2/2014	2.50%	N/A	10.00%	23.20%	47.90%	11.05%	9.00%	-9.35%
12/1/2014	2.50%	N/A	10.00%	23.20%	47.90%	11.05%	9.00%	-9.35%
11/30/2014	2.50%	N/A	10.00%	23.20%	47.90%	11.05%	9.00%	-9.35%
11/29/2014	2.50%	N/A	10.00%	23.20%	47.90%	11.05%	9.00%	-9.35%
11/28/2014	2.50%	N/A	10.00%	23.20%	47.90%	11.05%	9.00%	-9.35%
11/27/2014	2.50%	N/A	10.00%	23.20%	47.90%	11.05%	9.00%	-9.35%
11/26/2014	2.50%	N/A	10.00%	23.20%	47.90%	11.05%	9.00%	-9.35%
11/25/2014	2.50%	N/A	10.00%	23.20%	47.90%	11.05%	9.00%	-9.35%
11/24/2014	2.50%	N/A	10.00%	23.20%	47.90%	11.05%	9.00%	-9.35%
11/23/2014	2.50%	N/A	10.00%	23.20%	47.90%	11.05%	9.00%	-9.35%
11/22/2014	2.50%	N/A	10.00%	23.20%	47.90%	11.05%	9.00%	-9.35%
11/21/2014	2.50%	N/A	10.00%	23.20%	47.90%	11.05%	9.00%	-9.35%
11/20/2014	2.50%	N/A	10.00%	23.20%	47.90%	11.05%	9.00%	-9.35%
11/19/2014	2.50%	N/A	10.00%	23.20%	47.90%	11.05%	9.00%	-9.35%
11/18/2014	2.50%	N/A	10.00%	23.20%	47.90%	11.05%	9.00%	-9.35%

**ThomsonOne Data**  
**Consensus EPS Long Term Growth - Mean**

Date	Boardwalk Pipeline Partners LP	BWP	Columbia Pipeline Partners LP	CPPL	Enable Midstream Partners LP	ENBL	EQT Midstream Partners LP	EQM	Tallgrass Energy Partners LP	TEP	TC Pipelines LP	TCP	Kinder Morgan Inc	KMI	Spectra Energy Partners LP	SEP
11/17/2014		2.50%		N/A		10.00%		23.20%		47.90%		11.05%		9.00%		-9.35%
11/16/2014		2.50%		N/A		10.00%		23.20%		47.90%		11.05%		9.00%		6.60%
11/15/2014		2.50%		N/A		10.00%		23.20%		47.90%		11.05%		9.00%		6.60%
11/14/2014		2.50%		N/A		10.00%		23.20%		47.90%		11.05%		9.00%		6.60%
11/13/2014		2.50%		N/A		10.00%		23.20%		47.90%		8.55%		9.00%		6.60%
11/12/2014		2.50%		N/A		10.00%		23.20%		47.90%		8.55%		9.00%		6.60%
11/11/2014		2.50%		N/A		10.00%		23.20%		47.90%		8.55%		9.00%		6.60%
11/10/2014		2.60%		N/A		10.00%		23.20%		22.90%		8.55%		9.00%		6.60%
11/9/2014		2.60%		N/A		10.00%		23.20%		22.90%		8.55%		9.00%		6.60%
11/8/2014		2.60%		N/A		10.00%		23.20%		22.90%		8.55%		9.00%		6.60%
11/7/2014		2.60%		N/A		10.00%		23.20%		22.90%		8.55%		9.00%		6.60%
11/6/2014		2.60%		N/A		10.00%		23.20%		22.90%		8.55%		9.00%		6.60%
11/5/2014		2.60%		N/A		10.00%		23.20%		22.90%		8.55%		9.00%		6.60%
11/4/2014		2.60%		N/A		10.00%		23.20%		22.60%		8.55%		9.00%		6.60%
11/3/2014		2.60%		N/A		10.00%		23.20%		22.60%		8.55%		9.00%		6.60%
11/2/2014		2.60%		N/A		10.00%		23.20%		22.60%		8.55%		9.00%		6.60%
11/1/2014		2.60%		N/A		10.00%		23.20%		22.60%		8.55%		9.00%		6.60%
10/31/2014		2.60%		N/A		10.00%		23.20%		22.60%		8.55%		9.00%		6.60%
10/30/2014		2.60%		N/A		10.00%		23.20%		22.60%		8.55%		9.00%		6.60%
10/29/2014		2.60%		N/A		10.00%		23.20%		22.60%		8.80%		9.00%		6.60%
10/28/2014		2.60%		N/A		10.00%		23.20%		22.60%		8.80%		9.00%		6.60%
10/27/2014		2.60%		N/A		10.00%		23.20%		22.60%		8.80%		9.00%		6.60%
10/26/2014		2.60%		N/A		10.00%		23.20%		22.60%		3.87%		9.00%		6.60%
10/25/2014		2.60%		N/A		10.00%		23.20%		22.60%		3.87%		9.00%		6.60%
10/24/2014		2.60%		N/A		10.00%		23.20%		22.60%		3.87%		9.00%		6.60%
10/23/2014		2.60%		N/A		10.00%		21.23%		22.60%		3.87%		9.00%		6.60%
10/22/2014		2.60%		N/A		10.00%		20.63%		22.60%		3.87%		9.00%		6.60%
10/21/2014		2.60%		N/A		10.00%		20.63%		22.60%		3.87%		9.00%		6.60%
10/20/2014		2.60%		N/A		10.00%		20.63%		22.60%		3.87%		9.00%		6.60%
10/19/2014		2.60%		N/A		10.00%		20.63%		22.60%		3.87%		9.00%		6.60%
10/18/2014		2.60%		N/A		10.00%		20.63%		22.60%		3.87%		9.00%		6.60%
10/17/2014		2.60%		N/A		10.00%		20.63%		22.60%		3.87%		9.00%		6.60%
10/16/2014		-6.10%		N/A		10.00%		20.63%		22.60%		3.87%		9.00%		6.60%
10/15/2014		-6.10%		N/A		10.00%		20.63%		22.60%		3.87%		8.20%		6.60%
10/14/2014		-6.10%		N/A		10.00%		20.63%		22.60%		3.87%		8.20%		6.60%
10/13/2014		-6.10%		N/A		10.00%		20.63%		22.60%		3.87%		8.20%		6.60%
10/12/2014		-6.10%		N/A		10.00%		20.63%		22.60%		3.87%		8.20%		6.60%
10/11/2014		-6.10%		N/A		10.00%		20.63%		22.60%		3.87%		8.20%		6.60%

**ThomsonOne Data**  
**Consensus EPS Long Term Growth - Mean**

Date	Boardwalk Pipeline Partners LP	Columbia Pipeline Partners LP	Enable Midstream Partners LP	EQT Midstream Partners LP	Talgrass Energy Partners LP	TC Pipelines LP	Kinder Morgan Inc	Spectra Energy Partners LP
	BWP	CPPL	ENBL	EQM	TEP	TCP	KMI	SEP
10/10/2014	-6.10%	N/A	10.00%	20.63%	22.60%	3.87%	8.20%	6.60%
10/9/2014	-6.10%	N/A	10.00%	20.63%	22.60%	3.87%	8.20%	6.60%
10/8/2014	-6.10%	N/A	10.00%	20.63%	22.60%	3.87%	8.20%	6.60%
10/7/2014	-6.10%	N/A	10.00%	20.63%	22.60%	3.87%	8.20%	6.60%
10/6/2014	-6.10%	N/A	10.00%	20.63%	22.60%	2.87%	8.20%	6.60%
10/5/2014	-6.10%	N/A	10.00%	20.63%	22.60%	2.87%	8.60%	6.60%
10/4/2014	-6.10%	N/A	10.00%	20.63%	22.60%	2.87%	8.60%	6.60%
10/3/2014	-6.10%	N/A	10.00%	20.63%	22.60%	2.87%	8.60%	6.60%
10/2/2014	-6.10%	N/A	10.00%	20.63%	22.60%	2.87%	8.60%	6.60%
10/1/2014	-6.10%	N/A	10.00%	20.63%	22.60%	3.40%	8.20%	6.60%
9/30/2014	-6.10%	N/A	10.00%	20.63%	22.60%	3.40%	8.20%	6.60%
9/29/2014	-6.10%	N/A	10.00%	20.63%	22.60%	3.40%	8.20%	6.60%
9/28/2014	-6.10%	N/A	10.00%	20.63%	22.60%	3.40%	8.20%	6.60%
9/27/2014	-6.10%	N/A	10.00%	20.63%	22.60%	3.40%	8.20%	6.60%
9/26/2014	-6.10%	N/A	10.00%	20.63%	22.60%	3.40%	8.20%	6.60%
9/25/2014	-6.10%	N/A	10.00%	20.63%	22.60%	3.40%	8.20%	6.60%
9/24/2014	-6.10%	N/A	10.00%	20.63%	22.60%	3.40%	8.20%	6.60%
9/23/2014	-6.10%	N/A	10.00%	20.63%	22.60%	3.40%	8.20%	6.60%
9/22/2014	-6.10%	N/A	10.00%	20.63%	22.60%	3.40%	8.20%	6.60%
9/21/2014	-6.10%	N/A	10.00%	20.63%	22.60%	3.40%	9.98%	6.60%
9/20/2014	-6.10%	N/A	10.00%	20.63%	22.60%	3.40%	9.98%	6.60%
9/19/2014	-6.10%	N/A	10.00%	20.63%	22.60%	3.40%	9.98%	6.60%
9/18/2014	-6.10%	N/A	10.00%	20.63%	22.60%	3.40%	9.98%	6.60%
9/17/2014	-6.10%	N/A	10.00%	20.63%	22.60%	3.40%	9.98%	6.60%
9/16/2014	-6.10%	N/A	10.00%	20.63%	22.60%	3.40%	9.98%	6.60%
9/15/2014	-2.00%	N/A	10.00%	20.63%	22.60%	3.40%	9.98%	6.60%
9/14/2014	-2.00%	N/A	10.00%	20.63%	22.60%	3.40%	9.98%	6.60%
9/13/2014	-2.00%	N/A	10.00%	20.63%	22.60%	3.40%	9.98%	6.60%
9/12/2014	-2.00%	N/A	10.00%	20.63%	22.60%	3.40%	9.98%	6.60%
9/11/2014	-2.00%	N/A	10.00%	20.63%	22.60%	3.40%	9.98%	6.60%
9/10/2014	-2.00%	N/A	10.00%	20.63%	22.60%	3.40%	9.98%	6.60%
9/9/2014	-2.00%	N/A	10.00%	20.63%	22.60%	3.40%	9.98%	6.60%
9/8/2014	-6.10%	N/A	10.00%	20.63%	22.60%	3.40%	9.98%	6.60%
9/7/2014	-6.10%	N/A	10.00%	20.63%	21.10%	3.40%	9.98%	6.60%
9/6/2014	-6.10%	N/A	10.00%	20.63%	21.10%	3.40%	9.98%	6.60%
9/5/2014	-6.10%	N/A	10.00%	20.63%	21.10%	3.40%	9.98%	6.60%
9/4/2014	-6.10%	N/A	10.00%	20.63%	21.10%	3.40%	9.98%	6.60%
9/3/2014	-6.10%	N/A	10.00%	20.63%	21.10%	3.40%	9.98%	6.60%

**ThomsonOne Data**  
**Consensus EPS Long Term Growth - Mean**

Date	Boardwalk Pipeline Partners LP	Columbia Pipeline Partners LP	Enable Midstream Partners LP	EQT Midstream Partners LP	Tallgrass Energy Partners LP	TC Pipelines LP	Kinder Morgan Inc	Spectra Energy Partners LP
	BWP	CPPL	ENBL	EQM	TEP	TCP	KMI	SEP
9/2/2014	-6.10%	N/A	10.00%	20.63%	21.10%	3.40%	9.98%	6.60%
9/1/2014	-6.10%	N/A	10.00%	20.63%	35.50%	3.40%	9.98%	6.60%
8/31/2014	-6.10%	N/A	10.00%	20.63%	35.50%	3.40%	9.98%	6.60%
8/30/2014	-6.10%	N/A	10.00%	20.63%	35.50%	3.40%	9.98%	6.60%
8/29/2014	-6.10%	N/A	10.00%	20.63%	35.50%	3.40%	9.98%	6.60%
8/28/2014	-6.10%	N/A	10.00%	20.63%	35.50%	3.40%	9.98%	6.60%
8/27/2014	-6.10%	N/A	10.00%	20.63%	35.50%	3.40%	9.98%	6.60%
8/26/2014	-6.10%	N/A	10.00%	20.63%	35.50%	3.40%	9.98%	6.60%
8/25/2014	-6.10%	N/A	10.00%	20.63%	35.50%	3.40%	9.98%	6.60%
8/24/2014	-6.10%	N/A	10.00%	20.63%	35.50%	3.40%	9.98%	6.60%
8/23/2014	-6.10%	N/A	10.00%	20.63%	35.50%	3.40%	9.98%	6.60%
8/22/2014	-6.10%	N/A	10.00%	20.63%	35.50%	3.40%	9.98%	6.60%
8/21/2014	-6.10%	N/A	10.00%	20.63%	35.50%	3.40%	9.98%	6.60%
8/20/2014	-6.10%	N/A	10.00%	20.63%	35.50%	3.40%	9.98%	6.60%
8/19/2014	-6.10%	N/A	10.00%	20.63%	35.50%	3.40%	9.98%	6.60%
8/18/2014	-6.10%	N/A	10.00%	20.63%	35.50%	3.40%	9.98%	6.60%
8/17/2014	-6.10%	N/A	10.00%	20.63%	35.50%	3.40%	9.98%	6.60%
8/16/2014	-6.10%	N/A	10.00%	20.63%	35.50%	3.40%	9.98%	6.60%
8/15/2014	-6.10%	N/A	10.00%	20.63%	35.50%	3.40%	9.98%	6.60%
8/14/2014	-6.10%	N/A	10.00%	20.63%	35.50%	3.40%	9.98%	6.60%
8/13/2014	-6.10%	N/A	10.00%	20.63%	35.50%	3.40%	9.98%	6.60%
8/12/2014	-6.10%	N/A	10.00%	20.63%	35.50%	3.40%	10.30%	8.50%
8/11/2014	-4.05%	N/A	11.00%	20.63%	35.50%	3.40%	10.30%	8.50%
8/10/2014	-4.05%	N/A	11.00%	20.63%	35.50%	3.40%	10.30%	8.50%
8/9/2014	-4.05%	N/A	11.00%	20.63%	35.50%	3.40%	10.30%	8.50%
8/8/2014	-4.05%	N/A	11.00%	20.63%	35.50%	3.40%	10.30%	8.50%
8/7/2014	-4.05%	N/A	11.00%	20.63%	35.50%	3.40%	10.30%	8.50%
8/6/2014	-4.05%	N/A	11.00%	20.63%	35.50%	3.40%	10.30%	8.50%
8/5/2014	-4.05%	N/A	11.00%	20.63%	35.50%	3.40%	10.30%	8.50%
8/4/2014	-2.33%	N/A	11.00%	20.63%	35.50%	3.40%	10.30%	8.50%
8/3/2014	-4.05%	N/A	11.00%	20.63%	35.50%	4.07%	10.30%	8.50%
8/2/2014	-4.05%	N/A	11.00%	20.63%	35.50%	4.07%	10.30%	8.50%
8/1/2014	-4.05%	N/A	11.00%	20.63%	35.50%	4.07%	10.30%	8.50%
7/31/2014	-4.05%	N/A	11.00%	20.63%	36.17%	4.07%	10.30%	8.50%
7/30/2014	-4.05%	N/A	11.00%	20.45%	36.17%	4.07%	10.30%	8.50%
7/29/2014	-4.05%	N/A	11.00%	20.45%	36.17%	4.07%	10.30%	8.50%
7/28/2014	-4.05%	N/A	11.00%	20.45%	36.17%	4.07%	10.30%	8.50%
7/27/2014	-4.05%	N/A	11.00%	13.30%	36.17%	3.23%	10.30%	8.50%

**ThomsonOne Data**  
**Consensus EPS Long Term Growth - Mean**

Date	Boardwalk Pipeline Partners LP BWP	Columbia Pipeline Partners LP CPPL	Enable Midstream Partners LP ENBL	EQT Midstream Partners LP EQM	Tallgrass Energy Partners LP TEP	TC Pipelines LP TCP	Kinder Morgan Inc KMI	Spectra Energy Partners LP SEP
7/26/2014	-4.05%	N/A	11.00%	13.30%	36.17%	3.23%	10.30%	8.50%
7/25/2014	-4.05%	N/A	11.00%	13.30%	36.17%	3.23%	10.30%	8.50%
7/24/2014	-4.05%	N/A	11.00%	13.30%	36.17%	3.23%	10.30%	8.50%
7/23/2014	-4.05%	N/A	11.00%	12.30%	36.17%	7.05%	10.30%	8.50%
7/22/2014	-4.05%	N/A	11.00%	12.30%	36.17%	7.05%	10.30%	8.50%
7/21/2014	-4.05%	N/A	11.00%	12.30%	35.33%	7.05%	10.30%	8.50%
7/20/2014	-4.05%	N/A	11.00%	12.30%	35.33%	7.05%	8.53%	8.50%
7/19/2014	-4.05%	N/A	11.00%	12.30%	35.33%	7.05%	8.53%	8.50%
7/18/2014	-4.05%	N/A	11.00%	12.30%	35.33%	7.05%	8.53%	8.50%
7/17/2014	-4.05%	N/A	11.00%	12.30%	35.33%	7.05%	6.60%	8.50%
7/16/2014	-4.05%	N/A	11.00%	12.30%	35.33%	7.05%	8.20%	8.50%
7/15/2014	-4.05%	N/A	11.00%	12.30%	35.33%	7.05%	8.20%	8.50%
7/14/2014	-4.05%	N/A	11.00%	12.30%	35.33%	7.05%	8.20%	8.50%
7/13/2014	-4.05%	N/A	11.00%	12.30%	35.33%	7.05%	8.20%	8.50%
7/12/2014	-4.05%	N/A	11.00%	12.30%	35.33%	7.05%	8.20%	8.50%
7/11/2014	-4.05%	N/A	11.00%	12.30%	35.33%	7.05%	8.20%	8.50%
7/10/2014	-4.05%	N/A	11.00%	12.30%	35.33%	7.05%	8.20%	8.50%
7/9/2014	-4.05%	N/A	11.00%	12.30%	35.33%	7.05%	8.20%	8.50%
7/8/2014	-4.05%	N/A	11.00%	12.30%	35.33%	7.05%	8.20%	8.50%
7/7/2014	-4.05%	N/A	11.00%	12.30%	35.33%	7.05%	8.20%	8.50%
7/6/2014	-4.05%	N/A	11.00%	12.30%	35.33%	7.05%	8.20%	8.50%
7/5/2014	-4.05%	N/A	11.00%	12.30%	35.33%	7.05%	8.20%	8.50%
7/4/2014	-4.05%	N/A	11.00%	12.30%	35.33%	7.05%	8.20%	8.50%
7/3/2014	-4.05%	N/A	11.00%	12.30%	35.33%	7.05%	8.20%	8.50%
7/2/2014	-4.05%	N/A	11.00%	12.30%	35.33%	7.05%	8.20%	8.50%
7/1/2014	-4.05%	N/A	11.00%	12.30%	35.33%	7.05%	8.20%	8.50%
6/30/2014	-4.05%	N/A	11.00%	12.30%	35.33%	7.05%	8.20%	8.50%
6/29/2014	-4.05%	N/A	11.00%	12.30%	35.33%	7.05%	8.20%	8.50%
6/28/2014	-4.05%	N/A	11.00%	12.30%	35.33%	7.05%	8.20%	8.50%
6/27/2014	-4.05%	N/A	11.00%	12.30%	35.33%	7.05%	8.20%	8.50%
6/26/2014	-4.05%	N/A	11.00%	12.30%	35.33%	7.05%	8.20%	8.50%
6/25/2014	-4.05%	N/A	11.00%	12.30%	35.33%	7.05%	8.20%	8.50%
6/24/2014	-4.05%	N/A	11.00%	12.30%	35.33%	7.05%	8.20%	8.50%
6/23/2014	-4.05%	N/A	11.00%	12.30%	35.33%	7.05%	8.20%	8.50%
6/22/2014	-4.05%	N/A	N/A	12.30%	35.33%	7.05%	8.20%	8.50%
6/21/2014	-4.05%	N/A	N/A	12.30%	35.33%	7.05%	8.20%	8.50%
6/20/2014	-4.05%	N/A	N/A	12.30%	35.33%	7.05%	8.20%	8.50%
6/19/2014	-4.05%	N/A	N/A	12.30%	35.33%	7.05%	8.20%	8.50%

**ThomsonOne Data**  
**Consensus EPS Long Term Growth - Mean**

Date	Boardwalk Pipeline Partners LP BWP	Columbia Pipeline Partners LP CPPL	Enable Midstream Partners LP ENBL	EQT Midstream Partners LP EQM	Tallgrass Energy Partners LP TEP	TC Pipelines LP TCP	Kinder Morgan Inc KMI	Spectra Energy Partners LP SEP
6/18/2014	-4.05%	N/A	N/A	12.30%	35.33%	7.05%	8.20%	8.50%
6/17/2014	-4.05%	N/A	N/A	12.30%	35.33%	7.05%	8.20%	8.50%
6/16/2014	-4.05%	N/A	N/A	12.30%	35.33%	7.05%	8.20%	8.50%
6/15/2014	-4.05%	N/A	N/A	12.30%	35.33%	7.05%	8.20%	8.50%
6/14/2014	-4.05%	N/A	N/A	12.30%	35.33%	7.05%	8.20%	8.50%
6/13/2014	-4.05%	N/A	N/A	12.30%	35.33%	7.05%	8.20%	8.50%
6/12/2014	-4.05%	N/A	N/A	12.30%	35.33%	7.05%	8.20%	8.50%
6/11/2014	-4.05%	N/A	N/A	12.30%	35.33%	7.05%	8.20%	8.50%
6/10/2014	-4.05%	N/A	N/A	12.30%	35.33%	7.05%	8.20%	8.50%
6/9/2014	-4.05%	N/A	N/A	12.30%	35.33%	7.05%	8.20%	8.50%
6/8/2014	-4.05%	N/A	N/A	12.30%	35.33%	4.55%	8.20%	8.50%
6/7/2014	-4.05%	N/A	N/A	12.30%	35.33%	4.55%	8.20%	8.50%
6/6/2014	-4.05%	N/A	N/A	12.30%	35.33%	4.55%	8.20%	8.50%
6/5/2014	-4.05%	N/A	N/A	12.30%	35.33%	4.55%	8.20%	8.50%
6/4/2014	-4.05%	N/A	N/A	12.30%	35.33%	4.55%	8.20%	8.50%
6/3/2014	-4.05%	N/A	N/A	12.30%	35.33%	4.55%	8.20%	8.50%
6/2/2014	-4.05%	N/A	N/A	12.30%	35.33%	4.55%	8.20%	8.50%
6/1/2014	-4.05%	N/A	N/A	12.30%	35.33%	4.55%	8.20%	8.50%
5/31/2014	-4.05%	N/A	N/A	12.30%	35.33%	4.55%	8.20%	8.50%
5/30/2014	-4.05%	N/A	N/A	12.30%	35.33%	4.55%	8.20%	8.50%
5/29/2014	-4.05%	N/A	N/A	12.30%	35.33%	4.55%	8.20%	8.50%
5/28/2014	-4.05%	N/A	N/A	12.30%	35.33%	4.55%	11.36%	8.50%
5/27/2014	-4.05%	N/A	N/A	12.30%	35.33%	4.55%	11.36%	10.74%
5/26/2014	-4.05%	N/A	N/A	12.30%	35.33%	4.55%	11.36%	10.74%
5/25/2014	-4.05%	N/A	N/A	12.30%	35.33%	4.55%	11.36%	10.74%
5/24/2014	-4.05%	N/A	N/A	12.30%	35.33%	4.55%	11.36%	10.74%
5/23/2014	-4.05%	N/A	N/A	12.30%	35.33%	4.55%	11.36%	10.74%
5/22/2014	-4.05%	N/A	N/A	12.30%	35.33%	4.55%	11.36%	10.74%
5/21/2014	-4.05%	N/A	N/A	12.30%	35.33%	4.55%	11.36%	10.74%
5/20/2014	-4.05%	N/A	N/A	12.30%	35.33%	4.55%	11.36%	10.74%
5/19/2014	-4.05%	N/A	N/A	12.30%	35.33%	4.55%	11.36%	10.74%
5/18/2014	-4.05%	N/A	N/A	12.30%	35.33%	4.55%	11.36%	10.74%
5/17/2014	-4.05%	N/A	N/A	12.30%	35.33%	4.55%	11.36%	10.74%
5/16/2014	-4.05%	N/A	N/A	12.30%	35.33%	4.55%	11.36%	10.74%
5/15/2014	-4.05%	N/A	N/A	12.30%	35.67%	4.55%	11.36%	10.74%
5/14/2014	-4.05%	N/A	N/A	12.30%	35.67%	4.55%	11.36%	10.04%
5/13/2014	-4.05%	N/A	N/A	12.30%	35.67%	4.55%	11.36%	10.04%
5/12/2014	-4.05%	N/A	N/A	12.30%	35.67%	4.55%	11.36%	10.04%



**ThomsonOne Data**  
**Consensus EPS Long Term Growth - Mean**

Date	Boardwalk Pipeline Partners LP	Columbia Pipeline Partners LP	Enable Midstream Partners LP	EQT Midstream Partners LP	Tallgrass Energy Partners LP	TC Pipelines LP	Kinder Morgan Inc	Spectra Energy Partners LP
	BWP	CPPL	ENBL	EQM	TEP	TCP	KMI	SEP
5/11/2014	-4.05%	N/A	N/A	12.30%	35.67%	3.20%	11.36%	10.04%
5/10/2014	-4.05%	N/A	N/A	12.30%	35.67%	3.20%	11.36%	10.04%
5/9/2014	-4.05%	N/A	N/A	12.30%	35.67%	3.20%	11.36%	10.04%
5/8/2014	-4.05%	N/A	N/A	12.30%	33.90%	3.20%	11.36%	10.04%
5/7/2014	-4.05%	N/A	N/A	12.30%	33.90%	3.20%	11.36%	10.04%
5/6/2014	-4.05%	N/A	N/A	12.30%	33.90%	3.20%	11.36%	10.04%
5/5/2014	-4.05%	N/A	N/A	12.30%	40.65%	3.20%	11.36%	10.04%
5/4/2014	-4.05%	N/A	N/A	12.30%	40.65%	4.90%	11.36%	10.04%
5/3/2014	-4.05%	N/A	N/A	12.30%	40.65%	4.90%	11.36%	10.04%
5/2/2014	-4.05%	N/A	N/A	12.30%	40.65%	4.90%	11.36%	10.04%
5/1/2014	-4.05%	N/A	N/A	12.30%	40.65%	4.90%	11.36%	10.04%
4/30/2014	-4.05%	N/A	N/A	12.30%	40.65%	4.90%	11.36%	10.04%
4/29/2014	-4.90%	N/A	N/A	12.30%	40.65%	4.90%	11.36%	10.04%
4/28/2014	-4.90%	N/A	N/A	12.30%	40.65%	4.90%	11.36%	10.04%
4/27/2014	-4.90%	N/A	N/A	9.50%	40.65%	4.90%	11.36%	10.04%
4/26/2014	-4.90%	N/A	N/A	9.50%	40.65%	4.90%	11.36%	10.04%
4/25/2014	-4.90%	N/A	N/A	9.50%	40.65%	4.90%	11.36%	10.04%
4/24/2014	-4.90%	N/A	N/A	9.50%	40.65%	4.90%	11.36%	10.04%
4/23/2014	-4.90%	N/A	N/A	9.50%	40.65%	4.90%	9.24%	10.04%
4/22/2014	-4.90%	N/A	N/A	9.50%	40.65%	4.90%	9.24%	10.04%
4/21/2014	-4.90%	N/A	N/A	9.50%	40.65%	4.90%	9.24%	10.04%
4/20/2014	-4.90%	N/A	N/A	9.50%	40.65%	4.90%	10.71%	10.04%
4/19/2014	-4.90%	N/A	N/A	9.50%	40.65%	4.90%	10.71%	10.04%
4/18/2014	-4.90%	N/A	N/A	9.50%	40.65%	4.90%	10.71%	10.04%
4/17/2014	-4.90%	N/A	N/A	9.50%	40.65%	4.90%	10.71%	10.04%
4/16/2014	-4.90%	N/A	N/A	9.50%	40.65%	4.90%	12.61%	10.04%
4/15/2014	-4.90%	N/A	N/A	9.50%	40.65%	4.90%	12.61%	10.04%
4/14/2014	-4.90%	N/A	N/A	9.50%	40.65%	4.90%	12.61%	10.04%
4/13/2014	-4.90%	N/A	N/A	9.50%	40.65%	4.90%	12.61%	10.04%
4/12/2014	-4.90%	N/A	N/A	9.50%	40.65%	4.90%	12.61%	10.04%
4/11/2014	-4.90%	N/A	N/A	9.50%	40.65%	4.90%	12.61%	10.04%
4/10/2014	-4.90%	N/A	N/A	9.50%	40.65%	4.90%	12.61%	10.04%
4/9/2014	-4.90%	N/A	N/A	9.50%	64.30%	4.90%	12.61%	10.04%
4/8/2014	-4.90%	N/A	N/A	9.50%	64.30%	4.90%	12.61%	10.04%
4/7/2014	-4.90%	N/A	N/A	9.50%	64.30%	4.90%	12.61%	10.04%
4/6/2014	-4.90%	N/A	N/A	9.50%	64.30%	4.90%	12.61%	10.04%
4/5/2014	-4.90%	N/A	N/A	9.50%	64.30%	4.90%	12.61%	10.04%
4/4/2014	-4.90%	N/A	N/A	9.50%	64.30%	4.90%	12.61%	10.04%

**ThomsonOne Data**  
**Consensus EPS Long Term Growth - Mean**

Date	Boardwalk Pipeline Partners LP	Columbia Pipeline Partners LP	Enable Midstream Partners LP	EQT Midstream Partners LP	Tallgrass Energy Partners LP	TC Pipelines LP	Kinder Morgan Inc	Spectra Energy Partners LP
	BWP	CPPL	ENBL	EQM	TEP	TCP	KMI	SEP
4/3/2014	-4.90%	N/A	N/A	9.50%	64.30%	4.90%	12.61%	10.04%
4/2/2014	-4.90%	N/A	N/A	9.50%	64.30%	4.90%	12.61%	10.04%
4/1/2014	-4.90%	N/A	N/A	9.50%	64.30%	4.90%	12.61%	10.04%
3/31/2014	-4.90%	N/A	N/A	9.50%	64.30%	4.90%	12.61%	10.04%
3/30/2014	-4.90%	N/A	N/A	9.50%	64.30%	4.90%	12.61%	10.04%
3/29/2014	-4.90%	N/A	N/A	9.50%	64.30%	4.90%	12.61%	10.04%
3/28/2014	-4.90%	N/A	N/A	9.50%	64.30%	4.90%	12.61%	10.04%
3/27/2014	-4.90%	N/A	N/A	9.50%	64.30%	4.90%	12.61%	10.04%
3/26/2014	-4.90%	N/A	N/A	9.50%	64.30%	4.90%	12.61%	10.04%
3/25/2014	-4.90%	N/A	N/A	9.50%	64.30%	4.90%	12.61%	10.04%
3/24/2014	-4.90%	N/A	N/A	9.50%	64.30%	4.90%	12.61%	10.04%
3/23/2014	-4.90%	N/A	N/A	9.50%	64.30%	4.90%	12.61%	10.04%
3/22/2014	-4.90%	N/A	N/A	9.50%	64.30%	4.90%	12.61%	10.04%
3/21/2014	-4.90%	N/A	N/A	9.50%	64.30%	4.90%	12.61%	10.04%
3/20/2014	-4.90%	N/A	N/A	9.50%	64.30%	4.90%	12.61%	10.04%
3/19/2014	-4.90%	N/A	N/A	9.50%	64.30%	4.90%	12.61%	10.04%
3/18/2014	-4.90%	N/A	N/A	9.50%	64.30%	4.90%	12.61%	10.04%
3/17/2014	-4.90%	N/A	N/A	9.50%	64.30%	4.90%	12.61%	10.04%
3/16/2014	-4.90%	N/A	N/A	9.50%	64.30%	4.90%	12.61%	10.04%
3/15/2014	-4.90%	N/A	N/A	9.50%	64.30%	4.90%	12.61%	10.04%
3/14/2014	-4.90%	N/A	N/A	9.50%	64.30%	4.90%	12.61%	10.04%
3/13/2014	-4.90%	N/A	N/A	9.50%	64.30%	4.90%	12.61%	10.04%
3/12/2014	-4.90%	N/A	N/A	9.50%	64.30%	4.90%	12.61%	10.04%
3/11/2014	-4.90%	N/A	N/A	9.50%	64.30%	4.90%	12.61%	10.04%
3/10/2014	-4.90%	N/A	N/A	9.50%	64.30%	4.90%	12.61%	10.04%
3/9/2014	-4.90%	N/A	N/A	9.50%	64.30%	4.90%	12.61%	10.04%
3/8/2014	-4.90%	N/A	N/A	9.50%	64.30%	4.90%	12.61%	10.04%
3/7/2014	-4.90%	N/A	N/A	9.50%	64.30%	4.90%	12.61%	10.04%
3/6/2014	-2.00%	N/A	N/A	9.50%	64.30%	4.90%	12.61%	10.04%
3/5/2014	-2.00%	N/A	N/A	9.50%	64.30%	4.90%	12.61%	10.04%
3/4/2014	-2.00%	N/A	N/A	9.50%	64.30%	4.90%	12.61%	10.04%
3/3/2014	-2.00%	N/A	N/A	9.50%	64.30%	4.90%	12.61%	10.04%
3/2/2014	-2.00%	N/A	N/A	9.50%	N/A	4.90%	12.61%	10.04%
3/1/2014	-2.00%	N/A	N/A	9.50%	N/A	4.90%	12.61%	10.04%
2/28/2014	-2.00%	N/A	N/A	9.50%	N/A	4.90%	12.61%	10.04%
2/27/2014	-2.00%	N/A	N/A	9.50%	N/A	4.90%	12.61%	10.04%
2/26/2014	-2.00%	N/A	N/A	9.50%	N/A	4.90%	12.61%	10.04%
2/25/2014	-2.00%	N/A	N/A	9.50%	N/A	4.90%	12.61%	10.04%

**ThomsonOne Data**  
**Consensus EPS Long Term Growth - Mean**

Date	Boardwalk Pipeline Partners LP BWP	Columbia Pipeline Partners LP CPPL	Enable Midstream Partners LP ENBL	EQT Midstream Partners LP EQM	Tallgrass Energy Partners LP TEP	TC Pipelines LP TCP	Kinder Morgan Inc KMI	Spectra Energy Partners LP SEP
2/24/2014	-2.00%	N/A	N/A	9.50%	N/A	4.90%	12.61%	10.04%
2/23/2014	0.08%	N/A	N/A	9.50%	N/A	4.90%	12.61%	10.04%
2/22/2014	0.08%	N/A	N/A	9.50%	N/A	4.90%	12.61%	10.04%
2/21/2014	0.08%	N/A	N/A	9.50%	N/A	4.90%	12.61%	10.04%
2/20/2014	0.08%	N/A	N/A	9.50%	N/A	4.90%	12.61%	10.04%
2/19/2014	0.08%	N/A	N/A	9.50%	N/A	4.90%	12.61%	10.04%
2/18/2014	0.08%	N/A	N/A	14.75%	N/A	4.90%	12.61%	10.04%
2/17/2014	0.08%	N/A	N/A	9.50%	N/A	4.90%	12.61%	10.04%
2/16/2014	0.08%	N/A	N/A	9.50%	N/A	4.90%	12.61%	10.04%
2/15/2014	0.08%	N/A	N/A	9.50%	N/A	4.90%	12.61%	10.04%
2/14/2014	0.08%	N/A	N/A	9.50%	N/A	4.90%	12.61%	10.04%
2/13/2014	0.08%	N/A	N/A	9.50%	N/A	4.90%	12.61%	10.04%
2/12/2014	0.08%	N/A	N/A	57.30%	N/A	1.30%	12.61%	10.04%
2/11/2014	0.08%	N/A	N/A	57.30%	N/A	1.30%	12.61%	10.04%
2/10/2014	0.08%	N/A	N/A	57.30%	N/A	-0.70%	12.61%	10.04%
2/9/2014	2.15%	N/A	N/A	57.30%	N/A	-0.70%	12.61%	10.04%
2/8/2014	2.15%	N/A	N/A	57.30%	N/A	-0.70%	12.61%	10.04%
2/7/2014	2.15%	N/A	N/A	57.30%	N/A	-0.70%	12.61%	10.04%
2/6/2014	2.15%	N/A	N/A	57.30%	N/A	-0.70%	12.61%	10.04%
2/5/2014	2.15%	N/A	N/A	57.30%	N/A	-0.70%	12.61%	12.97%
2/4/2014	2.15%	N/A	N/A	57.30%	N/A	-0.70%	12.61%	12.97%
2/3/2014	2.15%	N/A	N/A	57.30%	N/A	-0.70%	12.61%	12.97%
2/2/2014	2.15%	N/A	N/A	57.30%	N/A	-0.70%	29.66%	12.97%
2/1/2014	2.15%	N/A	N/A	57.30%	N/A	-0.70%	29.66%	12.97%
1/31/2014	2.15%	N/A	N/A	57.30%	N/A	-0.70%	29.66%	12.97%
1/30/2014	2.15%	N/A	N/A	57.30%	N/A	-0.70%	29.66%	12.97%
1/29/2014	2.15%	N/A	N/A	57.30%	N/A	-0.70%	29.66%	12.97%
1/28/2014	2.15%	N/A	N/A	57.30%	N/A	-0.70%	29.66%	12.97%
1/27/2014	2.15%	N/A	N/A	57.30%	N/A	-0.70%	29.66%	12.97%
1/26/2014	2.15%	N/A	N/A	57.30%	N/A	-0.70%	29.66%	12.97%
1/25/2014	2.15%	N/A	N/A	57.30%	N/A	-0.70%	29.66%	12.97%
1/24/2014	2.15%	N/A	N/A	57.30%	N/A	-0.70%	29.66%	12.97%
1/23/2014	2.15%	N/A	N/A	57.30%	N/A	-0.70%	29.66%	12.97%
1/22/2014	2.15%	N/A	N/A	57.30%	N/A	-0.70%	29.66%	12.97%
1/21/2014	2.15%	N/A	N/A	57.30%	N/A	-0.70%	29.66%	12.97%
1/20/2014	2.15%	N/A	N/A	57.30%	N/A	-0.70%	29.66%	12.97%
1/19/2014	2.15%	N/A	N/A	37.40%	N/A	-0.70%	29.66%	12.97%
1/18/2014	2.15%	N/A	N/A	37.40%	N/A	-0.70%	29.66%	12.97%

**ThomsonOne Data**  
**Consensus EPS Long Term Growth - Mean**

Date	Boardwalk Pipeline Partners LP BWP	Columbia Pipeline Partners LP CPPL	Enable Midstream Partners LP ENBL	EQT Midstream Partners LP EQM	Tallgrass Energy Partners LP TEP	TC Pipelines LP TCP	Kinder Morgan Inc KMI	Spectra Energy Partners LP SEP
1/17/2014	2.15%	N/A	N/A	37.40%	N/A	-0.70%	29.66%	12.97%
1/16/2014	2.15%	N/A	N/A	37.40%	N/A	-0.70%	29.66%	12.97%
1/15/2014	4.63%	N/A	N/A	37.40%	N/A	-0.70%	29.66%	12.97%
1/14/2014	4.63%	N/A	N/A	37.40%	N/A	-0.70%	44.80%	12.97%
1/13/2014	4.63%	N/A	N/A	37.40%	N/A	-0.70%	44.80%	7.00%
1/12/2014	4.63%	N/A	N/A	37.40%	N/A	-0.70%	44.80%	7.00%
1/11/2014	4.63%	N/A	N/A	37.40%	N/A	-0.70%	44.80%	7.00%
1/10/2014	4.63%	N/A	N/A	37.40%	N/A	-0.70%	44.80%	7.00%
1/9/2014	7.10%	N/A	N/A	37.40%	N/A	-0.70%	44.80%	7.00%
1/8/2014	7.10%	N/A	N/A	37.40%	N/A	-0.70%	44.80%	7.00%
1/7/2014	7.10%	N/A	N/A	37.40%	N/A	-0.70%	44.80%	7.00%
1/6/2014	7.10%	N/A	N/A	37.40%	N/A	-0.70%	44.80%	7.00%
1/5/2014	7.10%	N/A	N/A	37.40%	N/A	-0.70%	44.80%	7.00%
1/4/2014	7.10%	N/A	N/A	37.40%	N/A	-0.70%	44.80%	7.00%
1/3/2014	7.10%	N/A	N/A	37.40%	N/A	-0.70%	44.80%	7.00%
1/2/2014	7.10%	N/A	N/A	37.40%	N/A	-0.70%	44.80%	7.00%
1/1/2014	7.10%	N/A	N/A	37.40%	N/A	-0.70%	44.80%	7.00%
12/31/2013	7.10%	N/A	N/A	37.40%	N/A	-0.70%	44.80%	7.00%
12/30/2013	7.10%	N/A	N/A	37.40%	N/A	-0.70%	44.80%	7.00%
12/29/2013	7.10%	N/A	N/A	37.40%	N/A	-0.70%	44.80%	7.00%
12/28/2013	7.10%	N/A	N/A	37.40%	N/A	-0.70%	44.80%	7.00%
12/27/2013	7.10%	N/A	N/A	37.40%	N/A	-0.70%	44.80%	7.00%
12/26/2013	7.10%	N/A	N/A	37.40%	N/A	-0.70%	44.80%	7.00%
12/25/2013	7.10%	N/A	N/A	37.40%	N/A	-0.70%	44.80%	7.00%
12/24/2013	7.10%	N/A	N/A	37.40%	N/A	-0.70%	44.80%	7.00%
12/23/2013	7.10%	N/A	N/A	37.40%	N/A	-0.70%	44.80%	7.00%
12/22/2013	7.10%	N/A	N/A	37.40%	N/A	-0.70%	44.80%	7.00%
12/21/2013	7.10%	N/A	N/A	37.40%	N/A	-0.70%	44.80%	7.00%
12/20/2013	7.10%	N/A	N/A	37.40%	N/A	-0.70%	44.80%	7.00%
12/19/2013	7.10%	N/A	N/A	37.40%	N/A	-0.70%	44.80%	7.00%
12/18/2013	7.10%	N/A	N/A	37.40%	N/A	-0.70%	44.80%	7.00%
12/17/2013	7.10%	N/A	N/A	37.40%	N/A	-0.70%	44.80%	7.00%
12/16/2013	7.10%	N/A	N/A	37.40%	N/A	-0.70%	44.80%	7.00%
12/15/2013	7.10%	N/A	N/A	37.40%	N/A	-0.70%	45.20%	7.00%
12/14/2013	7.10%	N/A	N/A	37.40%	N/A	-0.70%	45.20%	7.00%
12/13/2013	7.10%	N/A	N/A	37.40%	N/A	-0.70%	45.20%	7.00%
12/12/2013	7.10%	N/A	N/A	37.40%	N/A	-0.70%	45.20%	7.00%
12/11/2013	7.10%	N/A	N/A	37.40%	N/A	-0.70%	45.20%	7.00%

**ThomsonOne Data**  
**Consensus EPS Long Term Growth - Mean**

Date	Boardwalk Pipeline Partners LP	Columbia Pipeline Partners LP	Enable Midstream Partners LP	EQT Midstream Partners LP	Tallgrass Energy Partners LP	TC Pipelines LP	Kinder Morgan Inc	Spectra Energy Partners LP
	BWP	CPPL	ENBL	EQM	TEP	TCP	KMI	SEP
12/10/2013	7.10%	N/A	N/A	37.40%	N/A	-0.70%	45.20%	7.00%
12/9/2013	7.10%	N/A	N/A	37.40%	N/A	-0.70%	45.20%	7.00%
12/8/2013	7.10%	N/A	N/A	37.40%	N/A	-0.70%	45.20%	7.00%
12/7/2013	7.10%	N/A	N/A	37.40%	N/A	-0.70%	45.20%	7.00%
12/6/2013	7.10%	N/A	N/A	37.40%	N/A	-0.70%	45.20%	7.00%
12/5/2013	7.10%	N/A	N/A	37.40%	N/A	-0.70%	45.20%	7.00%
12/4/2013	7.10%	N/A	N/A	37.40%	N/A	-0.70%	45.20%	7.00%
12/3/2013	7.10%	N/A	N/A	37.40%	N/A	-0.70%	45.20%	7.00%
12/2/2013	7.10%	N/A	N/A	37.40%	N/A	-0.70%	45.20%	7.00%
12/1/2013	7.10%	N/A	N/A	37.40%	N/A	-0.70%	45.20%	7.00%
11/30/2013	7.10%	N/A	N/A	37.40%	N/A	-0.70%	45.20%	7.00%
11/29/2013	7.10%	N/A	N/A	37.40%	N/A	-0.70%	45.20%	7.00%
11/28/2013	7.10%	N/A	N/A	37.40%	N/A	-0.70%	45.20%	7.00%
11/27/2013	7.10%	N/A	N/A	37.40%	N/A	-0.70%	45.20%	7.00%
11/26/2013	7.10%	N/A	N/A	37.40%	N/A	-0.70%	45.20%	7.00%
11/25/2013	7.10%	N/A	N/A	37.40%	N/A	-0.70%	45.20%	7.00%
11/24/2013	7.10%	N/A	N/A	37.40%	N/A	-0.70%	45.20%	7.00%
11/23/2013	7.10%	N/A	N/A	37.40%	N/A	-0.70%	45.20%	7.00%
11/22/2013	7.10%	N/A	N/A	37.40%	N/A	-0.70%	45.20%	7.00%
11/21/2013	7.10%	N/A	N/A	37.40%	N/A	-0.70%	45.20%	7.00%
11/20/2013	7.10%	N/A	N/A	37.40%	N/A	-0.70%	45.20%	7.00%
11/19/2013	7.10%	N/A	N/A	37.40%	N/A	-0.70%	45.20%	7.00%
11/18/2013	7.10%	N/A	N/A	37.40%	N/A	-0.70%	45.20%	7.00%
11/17/2013	7.10%	N/A	N/A	37.40%	N/A	-0.70%	45.20%	7.00%
11/16/2013	7.10%	N/A	N/A	37.40%	N/A	-0.70%	45.20%	7.00%
11/15/2013	7.10%	N/A	N/A	37.40%	N/A	-0.70%	45.20%	7.00%
11/14/2013	7.10%	N/A	N/A	37.40%	N/A	-0.70%	45.20%	7.00%
11/13/2013	7.10%	N/A	N/A	37.40%	N/A	-0.70%	45.20%	7.00%
11/12/2013	7.10%	N/A	N/A	37.40%	N/A	-0.70%	45.20%	7.00%
11/11/2013	7.10%	N/A	N/A	37.40%	N/A	-0.70%	45.20%	7.00%
11/10/2013	7.10%	N/A	N/A	37.40%	N/A	-0.70%	45.20%	7.00%
11/9/2013	7.10%	N/A	N/A	37.40%	N/A	-0.70%	45.20%	7.00%
11/8/2013	7.10%	N/A	N/A	37.40%	N/A	-0.70%	45.20%	7.00%
11/7/2013	7.10%	N/A	N/A	37.40%	N/A	-0.70%	45.20%	7.00%
11/6/2013	7.10%	N/A	N/A	37.40%	N/A	-0.70%	45.20%	7.00%
11/5/2013	7.10%	N/A	N/A	37.40%	N/A	-0.70%	45.20%	7.00%
11/4/2013	7.10%	N/A	N/A	37.40%	N/A	-0.70%	45.20%	7.00%
11/3/2013	7.10%	N/A	N/A	37.40%	N/A	-0.70%	45.20%	7.00%

**ThomsonOne Data**  
**Consensus EPS Long Term Growth - Mean**

Date	Boardwalk Pipeline Partners LP	BWP	Columbia Pipeline Partners LP	CPPL	Enable Midstream Partners LP	ENBL	EQT Midstream Partners LP	EQM	Tallgrass Energy Partners LP	TEP	TC Pipelines LP	TCP	Kinder Morgan Inc	KMI	Spectra Energy Partners LP	SEP
11/2/2013		7.10%		N/A		N/A		37.40%		N/A		-0.70%		45.20%		7.00%
11/11/2013		7.10%		N/A		N/A		37.40%		N/A		-0.70%		45.20%		7.00%
10/31/2013		7.10%		N/A		N/A		37.40%		N/A		-0.70%		45.20%		7.00%
10/30/2013		7.10%		N/A		N/A		37.40%		N/A		-0.70%		45.20%		7.00%
10/29/2013		7.10%		N/A		N/A		37.40%		N/A		-1.10%		45.20%		7.00%
10/28/2013		7.10%		N/A		N/A		37.40%		N/A		-1.10%		45.20%		7.00%
10/27/2013		7.10%		N/A		N/A		37.40%		N/A		-1.10%		45.20%		7.00%
10/26/2013		7.10%		N/A		N/A		37.40%		N/A		-1.10%		45.20%		7.00%
10/25/2013		7.10%		N/A		N/A		37.40%		N/A		-1.10%		45.20%		7.00%
10/24/2013		7.10%		N/A		N/A		37.15%		N/A		-1.10%		45.20%		7.00%
10/23/2013		7.10%		N/A		N/A		37.15%		N/A		-1.10%		45.20%		7.00%
10/22/2013		7.10%		N/A		N/A		37.15%		N/A		-1.10%		45.20%		7.00%
10/21/2013		7.10%		N/A		N/A		37.15%		N/A		-1.10%		45.20%		7.00%
10/20/2013		7.10%		N/A		N/A		37.15%		N/A		-1.10%		47.00%		7.00%
10/19/2013		7.10%		N/A		N/A		37.15%		N/A		-1.10%		47.00%		7.00%
10/18/2013		7.10%		N/A		N/A		37.15%		N/A		-1.10%		47.00%		7.00%
10/17/2013		7.10%		N/A		N/A		37.15%		N/A		-1.10%		47.00%		7.00%
10/16/2013		7.10%		N/A		N/A		37.15%		N/A		-1.10%		47.00%		7.00%
10/15/2013		7.10%		N/A		N/A		37.15%		N/A		-1.10%		47.00%		7.00%
10/14/2013		7.10%		N/A		N/A		37.15%		N/A		-1.10%		47.00%		7.00%
10/13/2013		7.10%		N/A		N/A		37.15%		N/A		-1.10%		47.00%		7.00%
10/12/2013		7.10%		N/A		N/A		37.15%		N/A		-1.10%		47.00%		7.00%
10/11/2013		7.10%		N/A		N/A		37.15%		N/A		-1.10%		47.00%		7.00%
10/10/2013		7.10%		N/A		N/A		37.15%		N/A		-1.10%		47.00%		7.00%
10/9/2013		7.10%		N/A		N/A		37.15%		N/A		-1.10%		47.00%		7.00%
10/8/2013		7.10%		N/A		N/A		37.15%		N/A		-1.10%		47.00%		7.00%
10/7/2013		7.10%		N/A		N/A		37.15%		N/A		-1.10%		47.00%		7.00%
10/6/2013		7.10%		N/A		N/A		37.15%		N/A		-1.10%		47.00%		7.00%
10/5/2013		7.10%		N/A		N/A		37.15%		N/A		-1.10%		47.00%		7.00%
10/4/2013		7.10%		N/A		N/A		37.15%		N/A		-1.10%		47.00%		7.00%
10/3/2013		7.10%		N/A		N/A		37.15%		N/A		-1.10%		47.00%		7.00%
10/2/2013		7.10%		N/A		N/A		37.15%		N/A		-1.10%		47.00%		7.00%
10/1/2013		7.10%		N/A		N/A		37.15%		N/A		-1.10%		47.00%		7.00%
9/30/2013		7.10%		N/A		N/A		37.15%		N/A		-1.10%		47.00%		7.00%
9/29/2013		7.10%		N/A		N/A		37.15%		N/A		-1.10%		47.00%		7.00%
9/28/2013		7.10%		N/A		N/A		37.15%		N/A		-1.10%		47.00%		7.00%
9/27/2013		7.10%		N/A		N/A		37.15%		N/A		-1.10%		47.00%		7.00%
9/26/2013		7.10%		N/A		N/A		37.15%		N/A		-1.10%		47.00%		7.00%

**ThomsonOne Data**  
**Consensus EPS Long Term Growth - Mean**

Date	Boardwalk Pipeline Partners LP	Columbia Pipeline Partners LP	Enable Midstream Partners LP	EQT Midstream Partners LP	Tallgrass Energy Partners LP	TC Pipelines LP	Kinder Morgan Inc	Spectra Energy Partners LP
	BWP	CPPL	ENBL	EQM	TEP	TCP	KMI	SEP
9/25/2013	7.10%	N/A	N/A	37.15%	N/A	-1.10%	47.00%	7.00%
9/24/2013	7.10%	N/A	N/A	37.15%	N/A	-1.10%	47.00%	7.00%
9/23/2013	7.10%	N/A	N/A	37.15%	N/A	-1.10%	47.00%	7.00%
9/22/2013	7.10%	N/A	N/A	37.15%	N/A	-1.10%	47.00%	7.00%
9/21/2013	7.10%	N/A	N/A	37.15%	N/A	-1.10%	47.00%	7.00%
9/20/2013	7.10%	N/A	N/A	37.15%	N/A	-1.10%	47.00%	7.00%
9/19/2013	7.10%	N/A	N/A	37.15%	N/A	-1.10%	47.00%	7.00%
9/18/2013	7.10%	N/A	N/A	37.15%	N/A	-1.10%	47.00%	7.00%
9/17/2013	7.10%	N/A	N/A	37.15%	N/A	-1.10%	47.00%	7.00%
9/16/2013	7.10%	N/A	N/A	37.15%	N/A	-1.10%	47.00%	7.00%
9/15/2013	7.10%	N/A	N/A	37.15%	N/A	-1.10%	47.00%	7.00%
9/14/2013	7.10%	N/A	N/A	37.15%	N/A	-1.10%	47.00%	7.00%
9/13/2013	7.10%	N/A	N/A	37.15%	N/A	-1.10%	47.00%	7.00%
9/12/2013	7.10%	N/A	N/A	37.15%	N/A	-1.10%	47.00%	7.00%
9/11/2013	7.10%	N/A	N/A	37.15%	N/A	-1.10%	47.00%	7.00%
9/10/2013	7.10%	N/A	N/A	37.15%	N/A	-1.10%	47.00%	7.00%
9/9/2013	7.10%	N/A	N/A	37.15%	N/A	-1.10%	47.00%	7.00%
9/8/2013	7.10%	N/A	N/A	37.15%	N/A	-1.10%	47.00%	7.00%
9/7/2013	7.10%	N/A	N/A	37.15%	N/A	-1.10%	47.00%	7.00%
9/6/2013	7.10%	N/A	N/A	37.15%	N/A	-1.10%	47.00%	7.00%
9/5/2013	7.10%	N/A	N/A	37.15%	N/A	-1.10%	47.00%	7.00%
9/4/2013	7.10%	N/A	N/A	37.15%	N/A	-1.10%	47.00%	7.00%
9/3/2013	7.10%	N/A	N/A	37.15%	N/A	-1.10%	47.00%	7.00%
9/2/2013	7.10%	N/A	N/A	37.15%	N/A	-1.10%	47.00%	7.00%
9/1/2013	7.10%	N/A	N/A	37.15%	N/A	-1.10%	47.00%	7.00%
8/31/2013	7.10%	N/A	N/A	37.15%	N/A	-1.10%	47.00%	7.00%
8/30/2013	7.10%	N/A	N/A	37.15%	N/A	-1.10%	47.00%	7.00%
8/29/2013	7.10%	N/A	N/A	37.15%	N/A	-1.10%	47.00%	7.00%
8/28/2013	7.10%	N/A	N/A	37.15%	N/A	-1.10%	47.00%	7.00%
8/27/2013	7.10%	N/A	N/A	37.15%	N/A	-1.10%	47.00%	7.00%
8/26/2013	7.10%	N/A	N/A	37.15%	N/A	-1.10%	47.00%	7.00%
8/25/2013	7.10%	N/A	N/A	37.15%	N/A	-1.10%	47.00%	7.00%
8/24/2013	7.10%	N/A	N/A	37.15%	N/A	-1.10%	47.00%	7.00%
8/23/2013	7.10%	N/A	N/A	37.15%	N/A	-1.10%	47.00%	7.00%
8/22/2013	7.10%	N/A	N/A	37.15%	N/A	-1.10%	47.00%	7.00%
8/21/2013	7.10%	N/A	N/A	37.15%	N/A	-1.10%	47.00%	7.00%
8/20/2013	7.10%	N/A	N/A	37.15%	N/A	-1.10%	47.00%	7.00%
8/19/2013	7.10%	N/A	N/A	37.15%	N/A	-1.10%	47.00%	7.00%

**ThomsonOne Data**  
**Consensus EPS Long Term Growth - Mean**

Date	Boardwalk Pipeline Partners LP	Columbia Pipeline Partners LP	Enable Midstream Partners LP	EQT Midstream Partners LP	Tallgrass Energy Partners LP	TC Pipelines LP	Kinder Morgan Inc	Spectra Energy Partners LP
	BWP	CPPL	ENBL	EQM	TEP	TCP	KMI	SEP
8/18/2013	7.10%	N/A	N/A	37.15%	N/A	-1.10%	47.00%	7.00%
8/17/2013	7.10%	N/A	N/A	37.15%	N/A	-1.10%	47.00%	7.00%
8/16/2013	7.10%	N/A	N/A	37.15%	N/A	-1.10%	47.00%	7.00%
8/15/2013	7.10%	N/A	N/A	37.15%	N/A	-1.10%	47.00%	7.00%
8/14/2013	7.10%	N/A	N/A	37.15%	N/A	-1.10%	47.00%	7.00%
8/13/2013	7.10%	N/A	N/A	37.15%	N/A	-1.10%	47.00%	7.00%
8/12/2013	13.92%	N/A	N/A	37.15%	N/A	-1.10%	47.00%	7.00%
8/11/2013	13.92%	N/A	N/A	37.15%	N/A	-1.10%	47.00%	7.00%
8/10/2013	13.92%	N/A	N/A	37.15%	N/A	-1.10%	47.00%	7.00%
8/9/2013	13.92%	N/A	N/A	37.15%	N/A	-1.10%	47.00%	7.00%
8/8/2013	13.92%	N/A	N/A	37.15%	N/A	-1.10%	47.00%	7.00%
8/7/2013	13.92%	N/A	N/A	37.15%	N/A	-1.10%	47.00%	7.00%
8/6/2013	13.92%	N/A	N/A	37.15%	N/A	-1.10%	47.00%	7.00%
8/5/2013	13.92%	N/A	N/A	37.15%	N/A	-1.10%	47.00%	7.00%
8/4/2013	13.92%	N/A	N/A	37.15%	N/A	-1.10%	47.00%	7.00%
8/3/2013	13.92%	N/A	N/A	37.15%	N/A	-1.10%	47.00%	7.00%
8/2/2013	13.92%	N/A	N/A	37.15%	N/A	-1.10%	47.00%	7.00%
8/1/2013	13.92%	N/A	N/A	37.15%	N/A	-1.10%	47.00%	7.00%
7/31/2013	13.92%	N/A	N/A	37.15%	N/A	-1.10%	47.00%	7.00%
7/30/2013	13.92%	N/A	N/A	37.15%	N/A	-1.10%	47.00%	7.00%
7/29/2013	13.92%	N/A	N/A	30.90%	N/A	-1.10%	47.00%	7.00%
7/28/2013	13.92%	N/A	N/A	30.90%	N/A	-1.60%	47.00%	7.00%
7/27/2013	13.92%	N/A	N/A	30.90%	N/A	-1.60%	47.00%	7.00%
7/26/2013	13.92%	N/A	N/A	30.90%	N/A	-1.60%	47.00%	7.00%
7/25/2013	13.92%	N/A	N/A	30.90%	N/A	-1.60%	47.00%	7.00%
7/24/2013	13.92%	N/A	N/A	30.90%	N/A	-1.60%	15.45%	7.00%
7/23/2013	13.92%	N/A	N/A	30.90%	N/A	-1.60%	15.45%	3.65%
7/22/2013	13.92%	N/A	N/A	30.90%	N/A	-1.60%	15.45%	3.65%
7/21/2013	13.92%	N/A	N/A	44.30%	N/A	-1.60%	15.45%	3.65%
7/20/2013	13.92%	N/A	N/A	44.30%	N/A	-1.60%	15.45%	3.65%
7/19/2013	13.92%	N/A	N/A	44.30%	N/A	-1.60%	15.45%	3.65%
7/18/2013	15.02%	N/A	N/A	44.30%	N/A	-0.60%	15.45%	3.65%
7/17/2013	15.02%	N/A	N/A	44.30%	N/A	-0.60%	15.45%	3.65%
7/16/2013	15.02%	N/A	N/A	44.30%	N/A	-0.60%	15.45%	3.65%
7/15/2013	15.02%	N/A	N/A	44.30%	N/A	-0.60%	15.45%	3.65%
7/14/2013	15.02%	N/A	N/A	44.30%	N/A	-0.60%	15.45%	3.65%
7/13/2013	15.02%	N/A	N/A	44.30%	N/A	-0.60%	15.45%	3.65%
7/12/2013	15.02%	N/A	N/A	44.30%	N/A	-0.60%	15.45%	3.65%



**ThomsonOne Data**  
**Consensus EPS Long Term Growth - Mean**

Date	Boardwalk Pipeline Partners LP	Columbia Pipeline Partners LP	Enable Midstream Partners LP	EQT Midstream Partners LP	Tallgrass Energy Partners LP	TC Pipelines LP	Kinder Morgan Inc	Spectra Energy Partners LP
	BWP	CPPL	ENBL	EQM	TEP	TCP	KMI	SEP
7/11/2013	15.02%	N/A	N/A	44.30%	N/A	-0.60%	15.45%	3.65%
7/10/2013	15.02%	N/A	N/A	44.30%	N/A	-0.60%	15.45%	3.65%
7/9/2013	15.02%	N/A	N/A	44.30%	N/A	-0.60%	15.45%	3.65%
7/8/2013	15.02%	N/A	N/A	44.30%	N/A	-0.60%	15.45%	3.65%
7/7/2013	15.02%	N/A	N/A	44.30%	N/A	-0.60%	15.45%	3.65%
7/6/2013	15.02%	N/A	N/A	44.30%	N/A	-0.60%	15.45%	3.65%
7/5/2013	15.02%	N/A	N/A	44.30%	N/A	-0.60%	15.45%	3.65%
7/4/2013	15.02%	N/A	N/A	44.30%	N/A	-0.60%	15.45%	3.65%
7/3/2013	15.02%	N/A	N/A	44.30%	N/A	-0.60%	15.45%	3.65%
7/2/2013	15.02%	N/A	N/A	44.30%	N/A	-0.60%	15.45%	3.65%
7/1/2013	15.02%	N/A	N/A	44.30%	N/A	-0.60%	15.45%	3.65%
6/30/2013	15.02%	N/A	N/A	44.30%	N/A	-0.60%	15.45%	3.65%
6/29/2013	15.02%	N/A	N/A	44.30%	N/A	-0.60%	15.45%	3.65%
6/28/2013	15.02%	N/A	N/A	44.30%	N/A	-0.60%	15.45%	3.65%
6/27/2013	15.02%	N/A	N/A	44.30%	N/A	-0.60%	15.45%	3.65%
6/26/2013	15.02%	N/A	N/A	44.30%	N/A	-0.60%	15.45%	3.65%
6/25/2013	15.02%	N/A	N/A	44.30%	N/A	-0.60%	15.45%	2.65%
6/24/2013	15.02%	N/A	N/A	44.30%	N/A	-0.60%	15.45%	2.65%
6/23/2013	15.02%	N/A	N/A	44.30%	N/A	-0.60%	15.45%	2.65%
6/22/2013	15.02%	N/A	N/A	44.30%	N/A	-0.60%	15.45%	2.65%
6/21/2013	15.02%	N/A	N/A	44.30%	N/A	-0.60%	15.45%	2.65%
6/20/2013	15.02%	N/A	N/A	44.30%	N/A	-0.60%	15.45%	2.65%
6/19/2013	15.02%	N/A	N/A	44.30%	N/A	-0.60%	15.45%	2.65%
6/18/2013	15.02%	N/A	N/A	44.30%	N/A	-0.60%	15.45%	2.65%
6/17/2013	15.02%	N/A	N/A	44.30%	N/A	-0.60%	15.45%	2.65%
6/16/2013	15.02%	N/A	N/A	44.30%	N/A	-0.60%	15.45%	2.65%
6/15/2013	15.02%	N/A	N/A	44.30%	N/A	-0.60%	15.45%	2.65%
6/14/2013	15.02%	N/A	N/A	44.30%	N/A	-0.60%	15.45%	2.65%
6/13/2013	15.02%	N/A	N/A	44.30%	N/A	-0.60%	15.45%	2.65%
6/12/2013	15.02%	N/A	N/A	44.30%	N/A	-0.60%	15.45%	2.17%
6/11/2013	15.02%	N/A	N/A	44.30%	N/A	-0.60%	15.45%	2.17%
6/10/2013	15.02%	N/A	N/A	44.30%	N/A	-0.60%	15.45%	2.17%
6/9/2013	15.02%	N/A	N/A	44.30%	N/A	-0.60%	15.45%	2.17%
6/8/2013	15.02%	N/A	N/A	44.30%	N/A	-0.60%	15.45%	2.17%
6/7/2013	15.02%	N/A	N/A	44.30%	N/A	-0.60%	15.45%	2.17%
6/6/2013	15.02%	N/A	N/A	44.30%	N/A	-0.60%	15.45%	2.17%
6/5/2013	15.02%	N/A	N/A	44.30%	N/A	-0.60%	15.45%	2.17%
6/4/2013	15.02%	N/A	N/A	44.30%	N/A	-0.60%	15.45%	2.17%

**ThomsonOne Data**  
**Consensus EPS Long Term Growth - Mean**

Date	Boardwalk Pipeline Partners LP	Columbia Pipeline Partners LP	Enable Midstream Partners LP	EQT Midstream Partners LP	Tallgrass Energy Partners LP	TC Pipelines LP	Kinder Morgan Inc	Spectra Energy Partners LP
	BWP	CPPL	ENBL	EQM	TEP	TCP	KMI	SEP
6/3/2013	15.02%	N/A	N/A	44.30%	N/A	-0.60%	15.45%	2.17%
6/2/2013	15.02%	N/A	N/A	44.30%	N/A	-0.60%	15.45%	2.17%
6/1/2013	15.02%	N/A	N/A	44.30%	N/A	-0.60%	15.45%	2.17%
5/31/2013	15.02%	N/A	N/A	44.30%	N/A	-0.60%	15.45%	2.17%
5/30/2013	15.02%	N/A	N/A	44.30%	N/A	-0.60%	15.45%	2.17%
5/29/2013	15.02%	N/A	N/A	44.30%	N/A	-0.60%	15.45%	2.17%
5/28/2013	15.02%	N/A	N/A	44.30%	N/A	-0.60%	15.45%	2.17%
5/27/2013	15.02%	N/A	N/A	44.30%	N/A	-0.60%	15.45%	2.17%
5/26/2013	15.02%	N/A	N/A	44.30%	N/A	-0.60%	15.45%	2.17%
5/25/2013	15.02%	N/A	N/A	44.30%	N/A	-0.60%	15.45%	2.17%
5/24/2013	15.02%	N/A	N/A	44.30%	N/A	-0.60%	15.45%	2.17%
5/23/2013	15.02%	N/A	N/A	44.30%	N/A	-0.60%	15.45%	2.17%
5/22/2013	15.02%	N/A	N/A	44.30%	N/A	-0.60%	15.45%	2.17%
5/21/2013	15.02%	N/A	N/A	44.30%	N/A	-0.60%	15.45%	2.17%
5/20/2013	15.02%	N/A	N/A	44.30%	N/A	-0.60%	15.45%	2.17%
5/19/2013	15.02%	N/A	N/A	44.30%	N/A	-0.60%	15.45%	2.17%
5/18/2013	15.02%	N/A	N/A	44.30%	N/A	-0.60%	15.45%	2.17%
5/17/2013	15.02%	N/A	N/A	44.30%	N/A	-0.60%	15.45%	2.17%
5/16/2013	15.02%	N/A	N/A	44.30%	N/A	-0.60%	15.45%	2.17%
5/15/2013	15.02%	N/A	N/A	44.30%	N/A	-0.60%	15.45%	2.17%
5/14/2013	15.02%	N/A	N/A	44.30%	N/A	-0.60%	15.45%	2.17%
5/13/2013	10.68%	N/A	N/A	44.30%	N/A	-0.60%	15.45%	2.17%
5/12/2013	10.68%	N/A	N/A	44.30%	N/A	-0.60%	15.45%	2.17%
5/11/2013	10.68%	N/A	N/A	44.30%	N/A	-0.60%	15.45%	2.17%
5/10/2013	10.68%	N/A	N/A	44.30%	N/A	-0.60%	15.45%	2.17%
5/9/2013	11.37%	N/A	N/A	44.30%	N/A	-0.60%	15.45%	2.17%
5/8/2013	11.37%	N/A	N/A	6.30%	N/A	-0.60%	15.45%	2.17%
5/7/2013	11.37%	N/A	N/A	6.30%	N/A	-0.60%	15.45%	2.17%
5/6/2013	11.37%	N/A	N/A	6.30%	N/A	-0.60%	15.45%	2.17%
5/5/2013	11.37%	N/A	N/A	6.30%	N/A	-0.60%	15.45%	2.17%
5/4/2013	11.37%	N/A	N/A	6.30%	N/A	-0.60%	15.45%	2.17%
5/3/2013	11.37%	N/A	N/A	6.30%	N/A	-0.60%	15.45%	2.17%
5/2/2013	11.37%	N/A	N/A	6.30%	N/A	-0.60%	15.45%	2.17%
5/1/2013	11.37%	N/A	N/A	6.30%	N/A	-0.60%	15.45%	2.17%
4/30/2013	11.37%	N/A	N/A	6.30%	N/A	-0.60%	15.45%	2.17%
4/29/2013	11.37%	N/A	N/A	6.30%	N/A	-0.60%	15.45%	2.17%
4/28/2013	11.37%	N/A	N/A	6.30%	N/A	-0.60%	15.45%	2.17%
4/27/2013	11.37%	N/A	N/A	6.30%	N/A	-0.60%	15.45%	2.17%

**ThomsonOne Data**  
**Consensus EPS Long Term Growth - Mean**

Date	Boardwalk Pipeline Partners LP	BWP	Columbia Pipeline Partners LP	CPPL	Enable Midstream Partners LP	ENBL	EQT Midstream Partners LP	EQM	Tallgrass Energy Partners LP	TEP	TC Pipelines LP	TCP	Kinder Morgan Inc	KMI	Spectra Energy Partners LP	SEP
4/26/2013		11.37%		N/A		N/A		6.30%		N/A		-0.60%		15.45%		2.17%
4/25/2013		11.37%		N/A		N/A		6.30%		N/A		-0.60%		15.45%		2.17%
4/24/2013		11.37%		N/A		N/A		6.30%		N/A		-0.60%		15.45%		2.17%
4/23/2013		11.37%		N/A		N/A		6.30%		N/A		-0.60%		15.45%		2.17%
4/22/2013		11.37%		N/A		N/A		6.30%		N/A		-0.60%		15.45%		2.17%
4/21/2013		11.37%		N/A		N/A		6.30%		N/A		-0.60%		15.45%		2.17%
4/20/2013		11.37%		N/A		N/A		6.30%		N/A		-0.60%		15.45%		2.17%
4/19/2013		11.37%		N/A		N/A		6.30%		N/A		-0.60%		15.45%		2.17%
4/18/2013		11.37%		N/A		N/A		6.30%		N/A		-0.60%		15.45%		2.17%
4/17/2013		11.37%		N/A		N/A		6.30%		N/A		-0.60%		15.45%		2.17%
4/16/2013		11.37%		N/A		N/A		6.30%		N/A		-0.60%		15.45%		2.17%
4/15/2013		11.37%		N/A		N/A		6.30%		N/A		-0.60%		15.45%		2.17%
4/14/2013		11.37%		N/A		N/A		6.30%		N/A		-0.60%		15.45%		2.17%
4/13/2013		11.37%		N/A		N/A		6.30%		N/A		-0.60%		15.45%		2.17%
4/12/2013		11.37%		N/A		N/A		6.30%		N/A		-0.60%		15.45%		2.17%
4/11/2013		11.37%		N/A		N/A		6.30%		N/A		-0.60%		15.45%		2.17%
4/10/2013		11.37%		N/A		N/A		6.30%		N/A		-0.60%		15.45%		2.17%
4/9/2013		11.37%		N/A		N/A		6.30%		N/A		-0.60%		15.45%		2.17%
4/8/2013		11.37%		N/A		N/A		6.30%		N/A		-0.60%		15.45%		2.17%
4/7/2013		11.37%		N/A		N/A		6.30%		N/A		-0.60%		15.45%		2.17%
4/6/2013		11.37%		N/A		N/A		6.30%		N/A		-0.60%		15.45%		2.17%
4/5/2013		11.37%		N/A		N/A		6.30%		N/A		-0.60%		15.45%		2.17%
4/4/2013		11.37%		N/A		N/A		6.30%		N/A		-0.60%		15.45%		2.17%
4/3/2013		11.37%		N/A		N/A		6.30%		N/A		-0.60%		15.45%		2.17%
4/2/2013		11.37%		N/A		N/A		6.30%		N/A		-0.60%		15.45%		2.17%
4/1/2013		11.37%		N/A		N/A		6.30%		N/A		-0.60%		15.45%		2.17%
3/31/2013		11.37%		N/A		N/A		6.30%		N/A		-0.60%		15.45%		2.17%
3/30/2013		11.37%		N/A		N/A		6.30%		N/A		-0.60%		15.45%		2.17%
3/29/2013		11.37%		N/A		N/A		6.30%		N/A		-0.60%		15.45%		2.17%
3/28/2013		11.37%		N/A		N/A		6.30%		N/A		-0.60%		15.45%		2.17%
3/27/2013		11.37%		N/A		N/A		6.30%		N/A		-0.60%		15.45%		2.17%
3/26/2013		11.37%		N/A		N/A		6.30%		N/A		-0.60%		15.45%		2.17%
3/25/2013		11.37%		N/A		N/A		6.30%		N/A		-0.60%		15.45%		2.17%
3/24/2013		11.37%		N/A		N/A		6.30%		N/A		-0.60%		15.45%		2.17%
3/23/2013		11.37%		N/A		N/A		6.30%		N/A		-0.60%		15.45%		2.17%
3/22/2013		11.37%		N/A		N/A		6.30%		N/A		-0.60%		15.45%		2.17%
3/21/2013		11.37%		N/A		N/A		6.30%		N/A		-0.60%		15.45%		2.17%
3/20/2013		11.37%		N/A		N/A		6.30%		N/A		-0.60%		15.45%		2.17%

**ThomsonOne Data**  
**Consensus EPS Long Term Growth - Mean**

Date	Boardwalk Pipeline Partners LP	Columbia Pipeline Partners LP	Enable Midstream Partners LP	EQT Midstream Partners LP	Tallgrass Energy Partners LP	TC Pipelines LP	Kinder Morgan Inc	Spectra Energy Partners LP
	BWP	CPPL	ENBL	EQM	TEP	TCP	KMI	SEP
3/19/2013	11.37%	N/A	N/A	6.30%	N/A	-0.60%	15.45%	2.17%
3/18/2013	11.37%	N/A	N/A	6.30%	N/A	-0.60%	15.45%	2.17%
3/17/2013	11.37%	N/A	N/A	6.30%	N/A	-0.60%	15.45%	2.17%
3/16/2013	11.37%	N/A	N/A	6.30%	N/A	-0.60%	15.45%	2.17%
3/15/2013	11.37%	N/A	N/A	6.30%	N/A	-0.60%	15.45%	2.17%
3/14/2013	11.37%	N/A	N/A	6.30%	N/A	-0.60%	15.45%	2.17%
3/13/2013	11.37%	N/A	N/A	6.30%	N/A	-0.60%	15.45%	2.17%
3/12/2013	11.37%	N/A	N/A	6.30%	N/A	-0.60%	15.45%	2.17%
3/11/2013	11.37%	N/A	N/A	6.30%	N/A	-0.60%	15.45%	2.17%
3/10/2013	11.37%	N/A	N/A	6.30%	N/A	-0.60%	15.45%	2.17%
3/9/2013	11.37%	N/A	N/A	6.30%	N/A	-0.60%	15.45%	2.17%
3/8/2013	11.37%	N/A	N/A	6.30%	N/A	-0.60%	15.45%	2.17%
3/7/2013	11.37%	N/A	N/A	6.30%	N/A	-0.60%	15.45%	2.17%
3/6/2013	11.37%	N/A	N/A	6.30%	N/A	-0.60%	15.45%	2.17%
3/5/2013	11.37%	N/A	N/A	6.30%	N/A	-0.60%	15.45%	2.17%
3/4/2013	11.37%	N/A	N/A	6.30%	N/A	-0.60%	15.45%	2.17%
3/3/2013	11.37%	N/A	N/A	6.30%	N/A	-0.60%	15.45%	2.17%
3/2/2013	11.37%	N/A	N/A	6.30%	N/A	-0.60%	15.45%	2.17%
3/1/2013	11.37%	N/A	N/A	6.30%	N/A	-0.60%	15.45%	2.17%
2/28/2013	11.37%	N/A	N/A	6.30%	N/A	-0.60%	15.45%	2.17%
2/27/2013	11.37%	N/A	N/A	6.30%	N/A	-0.60%	15.45%	2.17%
2/26/2013	11.37%	N/A	N/A	6.30%	N/A	-0.60%	15.45%	2.17%
2/25/2013	11.37%	N/A	N/A	6.30%	N/A	-0.60%	15.45%	2.17%
2/24/2013	11.37%	N/A	N/A	6.30%	N/A	-0.60%	15.45%	2.17%
2/23/2013	11.37%	N/A	N/A	6.30%	N/A	-0.60%	15.45%	2.17%
2/22/2013	11.37%	N/A	N/A	6.30%	N/A	-0.60%	15.45%	2.17%
2/21/2013	11.37%	N/A	N/A	6.30%	N/A	-0.60%	15.45%	2.17%
2/20/2013	11.37%	N/A	N/A	6.30%	N/A	-0.60%	15.45%	2.17%
2/19/2013	11.37%	N/A	N/A	6.30%	N/A	-0.60%	15.45%	2.17%
2/18/2013	11.37%	N/A	N/A	6.30%	N/A	-0.60%	15.45%	2.17%
2/17/2013	11.37%	N/A	N/A	6.30%	N/A	-0.60%	15.45%	2.17%
2/16/2013	11.37%	N/A	N/A	6.30%	N/A	-0.60%	15.45%	2.17%
2/15/2013	11.37%	N/A	N/A	6.30%	N/A	-0.60%	15.45%	2.17%
2/14/2013	11.37%	N/A	N/A	6.30%	N/A	-0.60%	15.45%	2.17%
2/13/2013	11.37%	N/A	N/A	6.30%	N/A	-0.60%	15.45%	2.17%
2/12/2013	11.37%	N/A	N/A	6.30%	N/A	-0.60%	15.45%	2.17%
2/11/2013	11.37%	N/A	N/A	6.30%	N/A	-0.60%	15.45%	2.17%
2/10/2013	11.37%	N/A	N/A	6.30%	N/A	-0.60%	15.45%	2.17%

**ThomsonOne Data**  
**Consensus EPS Long Term Growth - Mean**

Date	Boardwalk Pipeline Partners LP	Columbia Pipeline Partners LP	Enable Midstream Partners LP	EQT Midstream Partners LP	Tallgrass Energy Partners LP	TC Pipelines LP	Kinder Morgan Inc	Spectra Energy Partners LP
	BWP	CPPL	ENBL	EQM	TEP	TCP	KMI	SEP
2/9/2013	11.37%	N/A	N/A	6.30%	N/A	-0.60%	15.45%	2.17%
2/8/2013	11.37%	N/A	N/A	6.30%	N/A	-0.60%	15.45%	2.17%
2/7/2013	11.37%	N/A	N/A	6.30%	N/A	-0.60%	15.45%	2.17%
2/6/2013	11.37%	N/A	N/A	6.30%	N/A	-0.60%	15.45%	1.77%
2/5/2013	11.37%	N/A	N/A	6.30%	N/A	-0.60%	15.45%	1.77%
2/4/2013	11.37%	N/A	N/A	6.30%	N/A	-0.60%	15.45%	1.77%
2/3/2013	11.37%	N/A	N/A	6.30%	N/A	-0.60%	15.45%	1.77%
2/2/2013	11.37%	N/A	N/A	6.30%	N/A	-0.60%	15.45%	1.77%
2/1/2013	11.37%	N/A	N/A	6.30%	N/A	-0.60%	15.45%	1.77%
1/31/2013	11.37%	N/A	N/A	6.30%	N/A	-0.60%	15.45%	1.77%
1/30/2013	11.37%	N/A	N/A	6.30%	N/A	-0.60%	15.45%	1.77%
1/29/2013	11.37%	N/A	N/A	6.30%	N/A	-0.60%	15.45%	1.77%
1/28/2013	11.37%	N/A	N/A	6.30%	N/A	-0.60%	15.45%	1.77%
1/27/2013	11.37%	N/A	N/A	6.30%	N/A	4.13%	15.45%	1.77%
1/26/2013	11.37%	N/A	N/A	6.30%	N/A	4.13%	15.45%	1.77%
1/25/2013	11.37%	N/A	N/A	6.30%	N/A	4.13%	15.45%	1.77%
1/24/2013	11.37%	N/A	N/A	N/A	N/A	4.13%	15.45%	1.77%
1/23/2013	11.37%	N/A	N/A	N/A	N/A	4.13%	15.45%	1.81%
1/22/2013	11.37%	N/A	N/A	N/A	N/A	4.13%	15.45%	1.81%
1/21/2013	11.37%	N/A	N/A	N/A	N/A	4.13%	15.45%	1.81%
1/20/2013	11.37%	N/A	N/A	N/A	N/A	4.13%	15.45%	1.81%
1/19/2013	11.37%	N/A	N/A	N/A	N/A	4.13%	15.45%	1.81%
1/18/2013	11.37%	N/A	N/A	N/A	N/A	4.13%	15.45%	1.81%
1/17/2013	11.37%	N/A	N/A	N/A	N/A	4.13%	20.23%	1.81%
1/16/2013	11.37%	N/A	N/A	N/A	N/A	4.13%	20.23%	1.81%
1/15/2013	11.37%	N/A	N/A	N/A	N/A	4.13%	20.23%	1.81%
1/14/2013	11.37%	N/A	N/A	N/A	N/A	4.13%	20.23%	1.81%
1/13/2013	11.37%	N/A	N/A	N/A	N/A	4.13%	20.23%	1.81%
1/12/2013	11.37%	N/A	N/A	N/A	N/A	4.13%	20.23%	1.81%
1/11/2013	11.37%	N/A	N/A	N/A	N/A	4.13%	20.23%	1.81%
1/10/2013	11.37%	N/A	N/A	N/A	N/A	4.13%	20.23%	1.81%
1/9/2013	11.37%	N/A	N/A	N/A	N/A	4.13%	20.23%	1.81%
1/8/2013	11.37%	N/A	N/A	N/A	N/A	4.13%	20.23%	1.81%
1/7/2013	11.37%	N/A	N/A	N/A	N/A	4.13%	20.23%	1.81%
1/6/2013	11.37%	N/A	N/A	N/A	N/A	4.13%	20.23%	1.81%
1/5/2013	11.37%	N/A	N/A	N/A	N/A	4.13%	20.23%	1.81%
1/4/2013	11.37%	N/A	N/A	N/A	N/A	4.13%	20.23%	1.81%
1/3/2013	11.37%	N/A	N/A	N/A	N/A	4.13%	20.23%	1.81%

**ThomsonOne Data**  
**Consensus EPS Long Term Growth - Mean**

Date	Boardwalk Pipeline Partners LP	Columbia Pipeline Partners LP	Enable Midstream Partners LP	EQT Midstream Partners LP	Tallgrass Energy Partners LP	TC Pipelines LP	Kinder Morgan Inc	Spectra Energy Partners LP
	BWP	CPPL	ENBL	EQM	TEP	TCP	KMI	SEP
1/2/2013	11.37%	N/A	N/A	N/A	N/A	4.13%	20.23%	1.81%
1/1/2013	2.00%	N/A	N/A	N/A	N/A	4.13%	25.00%	2.10%
12/31/2012	2.00%	N/A	N/A	N/A	N/A	4.13%	25.00%	2.10%
12/30/2012	2.00%	N/A	N/A	N/A	N/A	4.13%	25.00%	2.10%
12/29/2012	2.00%	N/A	N/A	N/A	N/A	4.13%	25.00%	2.10%
12/28/2012	2.00%	N/A	N/A	N/A	N/A	4.13%	25.00%	2.10%
12/27/2012	2.00%	N/A	N/A	N/A	N/A	4.13%	25.00%	2.10%
12/26/2012	2.00%	N/A	N/A	N/A	N/A	4.13%	25.00%	2.10%
12/25/2012	2.00%	N/A	N/A	N/A	N/A	4.13%	25.00%	2.10%
12/24/2012	2.00%	N/A	N/A	N/A	N/A	4.13%	25.00%	2.10%
12/23/2012	2.00%	N/A	N/A	N/A	N/A	4.13%	25.00%	2.10%
12/22/2012	2.00%	N/A	N/A	N/A	N/A	4.13%	25.00%	2.10%
12/21/2012	2.00%	N/A	N/A	N/A	N/A	4.13%	25.00%	2.10%
12/20/2012	2.00%	N/A	N/A	N/A	N/A	4.13%	25.00%	2.10%
12/19/2012	2.00%	N/A	N/A	N/A	N/A	4.13%	25.00%	2.10%
12/18/2012	2.00%	N/A	N/A	N/A	N/A	4.13%	25.00%	2.10%
12/17/2012	2.00%	N/A	N/A	N/A	N/A	4.13%	25.00%	2.10%
12/16/2012	2.00%	N/A	N/A	N/A	N/A	4.13%	25.00%	2.10%
12/15/2012	2.00%	N/A	N/A	N/A	N/A	4.13%	25.00%	2.10%
12/14/2012	2.00%	N/A	N/A	N/A	N/A	4.13%	25.00%	2.10%
12/13/2012	2.00%	N/A	N/A	N/A	N/A	4.13%	25.00%	2.10%
12/12/2012	2.00%	N/A	N/A	N/A	N/A	4.13%	25.00%	2.10%
12/11/2012	2.00%	N/A	N/A	N/A	N/A	4.13%	25.00%	2.10%
12/10/2012	2.00%	N/A	N/A	N/A	N/A	4.13%	25.00%	2.10%
12/9/2012	2.00%	N/A	N/A	N/A	N/A	4.13%	25.00%	2.10%
12/8/2012	2.00%	N/A	N/A	N/A	N/A	4.13%	25.00%	2.10%
12/7/2012	2.00%	N/A	N/A	N/A	N/A	4.13%	25.00%	2.10%
12/6/2012	2.00%	N/A	N/A	N/A	N/A	4.13%	25.00%	2.10%
12/5/2012	2.00%	N/A	N/A	N/A	N/A	4.13%	25.00%	2.10%
12/4/2012	2.00%	N/A	N/A	N/A	N/A	4.13%	25.00%	2.10%
12/3/2012	2.00%	N/A	N/A	N/A	N/A	4.13%	25.00%	2.10%
12/2/2012	2.00%	N/A	N/A	N/A	N/A	4.13%	25.00%	2.10%
12/1/2012	2.00%	N/A	N/A	N/A	N/A	4.13%	25.00%	2.10%
11/30/2012	2.00%	N/A	N/A	N/A	N/A	4.13%	25.00%	2.10%
11/29/2012	2.00%	N/A	N/A	N/A	N/A	4.13%	25.00%	2.10%
11/28/2012	2.00%	N/A	N/A	N/A	N/A	4.13%	25.00%	2.10%
11/27/2012	2.00%	N/A	N/A	N/A	N/A	4.13%	25.00%	2.10%
11/26/2012	2.00%	N/A	N/A	N/A	N/A	4.13%	25.00%	2.10%

**ThomsonOne Data**  
**Consensus EPS Long Term Growth - Mean**

Date	Boardwalk Pipeline Partners LP	Columbia Pipeline Partners LP	Enable Midstream Partners LP	EQT Midstream Partners LP	Tallgrass Energy Partners LP	TC Pipelines LP	Kinder Morgan Inc	Spectra Energy Partners LP
	BWP	CPPL	ENBL	EQM	TEP	TCP	KMI	SEP
11/25/2012	2.00%	N/A	N/A	N/A	N/A	4.13%	25.00%	2.10%
11/24/2012	2.00%	N/A	N/A	N/A	N/A	4.13%	25.00%	2.10%
11/23/2012	2.00%	N/A	N/A	N/A	N/A	4.13%	25.00%	2.10%
11/22/2012	2.00%	N/A	N/A	N/A	N/A	4.13%	25.00%	2.10%
11/21/2012	2.00%	N/A	N/A	N/A	N/A	4.13%	25.00%	2.10%
11/20/2012	2.00%	N/A	N/A	N/A	N/A	4.13%	25.00%	2.10%
11/19/2012	2.00%	N/A	N/A	N/A	N/A	4.13%	25.00%	2.10%
11/18/2012	2.00%	N/A	N/A	N/A	N/A	4.13%	25.00%	2.10%
11/17/2012	2.00%	N/A	N/A	N/A	N/A	4.13%	25.00%	2.10%
11/16/2012	2.00%	N/A	N/A	N/A	N/A	4.13%	25.00%	2.10%
11/15/2012	2.00%	N/A	N/A	N/A	N/A	4.13%	25.00%	2.10%
11/14/2012	2.00%	N/A	N/A	N/A	N/A	4.13%	25.00%	2.10%
11/13/2012	2.00%	N/A	N/A	N/A	N/A	4.13%	25.00%	2.10%
11/12/2012	2.00%	N/A	N/A	N/A	N/A	4.13%	25.00%	2.10%
11/11/2012	2.00%	N/A	N/A	N/A	N/A	4.13%	25.00%	5.10%
11/10/2012	2.00%	N/A	N/A	N/A	N/A	4.13%	25.00%	5.10%
11/9/2012	2.00%	N/A	N/A	N/A	N/A	4.13%	25.00%	5.10%
11/8/2012	2.00%	N/A	N/A	N/A	N/A	4.13%	25.00%	5.10%
11/7/2012	2.00%	N/A	N/A	N/A	N/A	4.13%	25.00%	5.10%
11/6/2012	2.00%	N/A	N/A	N/A	N/A	4.13%	25.00%	5.10%
11/5/2012	2.00%	N/A	N/A	N/A	N/A	4.13%	25.00%	5.10%
11/4/2012	2.00%	N/A	N/A	N/A	N/A	4.13%	25.00%	5.10%
11/3/2012	2.00%	N/A	N/A	N/A	N/A	4.13%	25.00%	5.10%
11/2/2012	2.00%	N/A	N/A	N/A	N/A	4.13%	25.00%	5.10%
11/1/2012	2.00%	N/A	N/A	N/A	N/A	4.13%	25.00%	5.10%
10/31/2012	2.00%	N/A	N/A	N/A	N/A	4.13%	25.00%	5.10%
10/30/2012	2.00%	N/A	N/A	N/A	N/A	4.13%	25.00%	5.10%
10/29/2012	2.00%	N/A	N/A	N/A	N/A	4.13%	25.00%	5.10%
10/28/2012	2.00%	N/A	N/A	N/A	N/A	4.13%	25.00%	5.10%
10/27/2012	2.00%	N/A	N/A	N/A	N/A	4.13%	25.00%	5.10%
10/26/2012	2.00%	N/A	N/A	N/A	N/A	4.13%	25.00%	5.10%
10/25/2012	2.00%	N/A	N/A	N/A	N/A	4.13%	25.00%	5.10%
10/24/2012	2.00%	N/A	N/A	N/A	N/A	4.13%	26.70%	5.10%
10/23/2012	2.00%	N/A	N/A	N/A	N/A	4.13%	26.70%	5.10%
10/22/2012	2.00%	N/A	N/A	N/A	N/A	4.13%	26.70%	5.10%
10/21/2012	2.00%	N/A	N/A	N/A	N/A	4.13%	26.70%	5.10%
10/20/2012	2.00%	N/A	N/A	N/A	N/A	4.13%	26.70%	5.10%
10/19/2012	2.00%	N/A	N/A	N/A	N/A	4.13%	26.70%	5.10%

**ThomsonOne Data**  
**Consensus EPS Long Term Growth - Mean**

Date	Boardwalk Pipeline Partners LP BWP	Columbia Pipeline Partners LP CPPL	Enable Midstream Partners LP ENBL	EQT Midstream Partners LP EQM	Tallgrass Energy Partners LP TEP	TC Pipelines LP TCP	Kinder Morgan Inc KMI	Spectra Energy Partners LP SEP
10/18/2012	2.00%	N/A	N/A	N/A	N/A	4.13%	26.70%	5.10%
10/17/2012	2.00%	N/A	N/A	N/A	N/A	4.13%	26.70%	5.10%
10/16/2012	2.00%	N/A	N/A	N/A	N/A	4.13%	26.70%	5.10%
10/15/2012	2.00%	N/A	N/A	N/A	N/A	4.13%	26.70%	5.10%
10/14/2012	2.00%	N/A	N/A	N/A	N/A	4.13%	26.70%	5.10%
10/13/2012	2.00%	N/A	N/A	N/A	N/A	4.13%	26.70%	5.10%
10/12/2012	2.00%	N/A	N/A	N/A	N/A	4.13%	26.70%	5.10%
10/11/2012	2.00%	N/A	N/A	N/A	N/A	4.13%	26.70%	5.10%
10/10/2012	2.00%	N/A	N/A	N/A	N/A	4.13%	26.70%	5.10%
10/9/2012	2.00%	N/A	N/A	N/A	N/A	4.13%	26.70%	5.10%
10/8/2012	2.00%	N/A	N/A	N/A	N/A	4.13%	26.70%	5.10%
10/7/2012	2.00%	N/A	N/A	N/A	N/A	4.13%	26.70%	5.10%
10/6/2012	2.00%	N/A	N/A	N/A	N/A	4.13%	26.70%	5.10%
10/5/2012	2.00%	N/A	N/A	N/A	N/A	4.13%	26.70%	5.10%
10/4/2012	2.00%	N/A	N/A	N/A	N/A	4.13%	26.70%	5.10%
10/3/2012	2.00%	N/A	N/A	N/A	N/A	4.13%	26.70%	5.10%
10/2/2012	2.00%	N/A	N/A	N/A	N/A	4.13%	26.70%	5.10%
10/1/2012	2.00%	N/A	N/A	N/A	N/A	4.13%	26.70%	5.10%
9/30/2012	2.00%	N/A	N/A	N/A	N/A	4.13%	26.70%	5.10%
9/29/2012	2.00%	N/A	N/A	N/A	N/A	4.13%	26.70%	5.10%
9/28/2012	2.00%	N/A	N/A	N/A	N/A	4.13%	26.70%	5.10%
9/27/2012	2.00%	N/A	N/A	N/A	N/A	4.13%	26.70%	5.10%
9/26/2012	2.00%	N/A	N/A	N/A	N/A	4.13%	26.70%	5.10%
9/25/2012	2.00%	N/A	N/A	N/A	N/A	4.13%	26.70%	5.10%
9/24/2012	2.00%	N/A	N/A	N/A	N/A	4.13%	26.70%	5.10%
9/23/2012	2.00%	N/A	N/A	N/A	N/A	4.13%	26.70%	5.10%
9/22/2012	2.00%	N/A	N/A	N/A	N/A	4.13%	26.70%	5.10%
9/21/2012	2.00%	N/A	N/A	N/A	N/A	4.13%	26.70%	5.10%
9/20/2012	2.00%	N/A	N/A	N/A	N/A	4.13%	26.70%	5.10%
9/19/2012	2.00%	N/A	N/A	N/A	N/A	4.13%	26.70%	5.10%
9/18/2012	2.00%	N/A	N/A	N/A	N/A	4.13%	26.70%	5.10%
9/17/2012	2.00%	N/A	N/A	N/A	N/A	4.13%	26.70%	5.10%
9/16/2012	2.00%	N/A	N/A	N/A	N/A	4.13%	26.70%	5.10%
9/15/2012	2.00%	N/A	N/A	N/A	N/A	4.13%	26.70%	5.10%
9/14/2012	2.00%	N/A	N/A	N/A	N/A	4.13%	26.70%	5.10%
9/13/2012	2.00%	N/A	N/A	N/A	N/A	4.13%	26.70%	5.10%
9/12/2012	2.00%	N/A	N/A	N/A	N/A	4.13%	26.70%	5.10%
9/11/2012	2.00%	N/A	N/A	N/A	N/A	4.13%	26.70%	5.10%



**ThomsonOne Data**  
**Consensus EPS Long Term Growth - Mean**

Date	Boardwalk Pipeline Partners LP BWP	Columbia Pipeline Partners LP CPPL	Enable Midstream Partners LP ENBL	EQT Midstream Partners LP EQM	Tallgrass Energy Partners LP TEP	TC Pipelines LP TCP	Kinder Morgan Inc KMI	Spectra Energy Partners LP SEP
9/10/2012	2.00%	N/A	N/A	N/A	N/A	4.13%	26.70%	5.10%
9/9/2012	2.00%	N/A	N/A	N/A	N/A	4.13%	26.70%	5.10%
9/8/2012	2.00%	N/A	N/A	N/A	N/A	4.13%	26.70%	5.10%
9/7/2012	2.00%	N/A	N/A	N/A	N/A	4.13%	26.70%	5.10%
9/6/2012	2.00%	N/A	N/A	N/A	N/A	4.13%	26.70%	5.10%
9/5/2012	2.00%	N/A	N/A	N/A	N/A	4.13%	26.70%	5.10%
9/4/2012	2.00%	N/A	N/A	N/A	N/A	4.13%	26.70%	5.10%
9/3/2012	2.00%	N/A	N/A	N/A	N/A	4.13%	26.70%	5.10%
9/2/2012	2.00%	N/A	N/A	N/A	N/A	4.13%	26.70%	5.10%
9/1/2012	2.00%	N/A	N/A	N/A	N/A	4.13%	26.70%	5.10%
8/31/2012	2.00%	N/A	N/A	N/A	N/A	4.13%	26.70%	5.10%
8/30/2012	2.00%	N/A	N/A	N/A	N/A	4.13%	26.70%	5.10%
8/29/2012	2.00%	N/A	N/A	N/A	N/A	4.13%	26.70%	5.10%
8/28/2012	2.00%	N/A	N/A	N/A	N/A	4.13%	26.70%	5.10%
8/27/2012	2.00%	N/A	N/A	N/A	N/A	4.13%	26.70%	5.10%
8/26/2012	2.00%	N/A	N/A	N/A	N/A	4.13%	26.70%	5.10%
8/25/2012	2.00%	N/A	N/A	N/A	N/A	4.13%	26.70%	5.10%
8/24/2012	2.00%	N/A	N/A	N/A	N/A	4.13%	26.70%	5.10%
8/23/2012	2.00%	N/A	N/A	N/A	N/A	4.13%	42.11%	5.10%
8/22/2012	2.00%	N/A	N/A	N/A	N/A	4.13%	42.11%	5.10%
8/21/2012	2.00%	N/A	N/A	N/A	N/A	4.13%	42.11%	5.10%
8/20/2012	2.00%	N/A	N/A	N/A	N/A	4.13%	42.11%	5.10%
8/19/2012	2.00%	N/A	N/A	N/A	N/A	4.13%	42.11%	5.10%
8/18/2012	2.00%	N/A	N/A	N/A	N/A	4.13%	42.11%	5.10%
8/17/2012	2.00%	N/A	N/A	N/A	N/A	4.13%	42.11%	5.10%
8/16/2012	3.25%	N/A	N/A	N/A	N/A	4.13%	42.11%	5.10%
8/15/2012	3.25%	N/A	N/A	N/A	N/A	4.13%	42.11%	5.10%
8/14/2012	3.25%	N/A	N/A	N/A	N/A	4.13%	42.11%	5.10%
8/13/2012	3.25%	N/A	N/A	N/A	N/A	4.13%	42.11%	5.10%
8/12/2012	3.25%	N/A	N/A	N/A	N/A	4.13%	42.11%	5.10%
8/11/2012	3.25%	N/A	N/A	N/A	N/A	4.13%	42.11%	5.10%
8/10/2012	3.25%	N/A	N/A	N/A	N/A	4.13%	42.11%	5.10%
8/9/2012	3.25%	N/A	N/A	N/A	N/A	4.13%	42.11%	5.10%
8/8/2012	3.25%	N/A	N/A	N/A	N/A	4.13%	42.11%	5.10%
8/7/2012	3.25%	N/A	N/A	N/A	N/A	4.13%	42.11%	5.10%
8/6/2012	3.25%	N/A	N/A	N/A	N/A	4.13%	42.11%	5.60%
8/5/2012	3.25%	N/A	N/A	N/A	N/A	4.13%	42.11%	5.60%
8/4/2012	3.25%	N/A	N/A	N/A	N/A	4.13%	42.11%	5.60%

**ThomsonOne Data**  
**Consensus EPS Long Term Growth - Mean**

Date	Boardwalk Pipeline Partners LP BWP	Columbia Pipeline Partners LP CPPL	Enable Midstream Partners LP ENBL	EQT Midstream Partners LP EQM	Tallgrass Energy Partners LP TEP	TC Pipelines LP TCP	Kinder Morgan Inc KMI	Spectra Energy Partners LP SEP
8/3/2012	3.25%	N/A	N/A	N/A	N/A	4.13%	42.11%	5.60%
8/2/2012	3.25%	N/A	N/A	N/A	N/A	4.13%	42.11%	5.60%
8/1/2012	3.25%	N/A	N/A	N/A	N/A	4.13%	42.11%	5.60%
7/31/2012	3.25%	N/A	N/A	N/A	N/A	4.13%	42.11%	5.60%
7/30/2012	3.25%	N/A	N/A	N/A	N/A	4.13%	42.11%	5.60%
7/29/2012	3.25%	N/A	N/A	N/A	N/A	4.13%	42.11%	5.60%
7/28/2012	3.25%	N/A	N/A	N/A	N/A	4.13%	42.11%	5.60%
7/27/2012	3.25%	N/A	N/A	N/A	N/A	4.13%	42.11%	5.60%
7/26/2012	3.25%	N/A	N/A	N/A	N/A	4.13%	42.11%	5.60%
7/25/2012	3.25%	N/A	N/A	N/A	N/A	4.13%	42.11%	5.60%
7/24/2012	3.25%	N/A	N/A	N/A	N/A	4.13%	42.11%	5.60%
7/23/2012	3.25%	N/A	N/A	N/A	N/A	4.13%	42.11%	5.60%
7/22/2012	3.25%	N/A	N/A	N/A	N/A	4.13%	42.11%	5.60%
7/21/2012	3.25%	N/A	N/A	N/A	N/A	4.13%	42.11%	5.60%
7/20/2012	3.25%	N/A	N/A	N/A	N/A	4.13%	42.11%	5.60%
7/19/2012	3.25%	N/A	N/A	N/A	N/A	4.13%	42.11%	5.60%
7/18/2012	3.25%	N/A	N/A	N/A	N/A	4.13%	42.11%	5.60%
7/17/2012	3.25%	N/A	N/A	N/A	N/A	4.13%	42.11%	5.60%
7/16/2012	3.25%	N/A	N/A	N/A	N/A	4.13%	42.11%	5.60%
7/15/2012	3.25%	N/A	N/A	N/A	N/A	4.13%	42.11%	5.60%
7/14/2012	3.25%	N/A	N/A	N/A	N/A	4.13%	42.11%	5.60%
7/13/2012	3.25%	N/A	N/A	N/A	N/A	4.13%	42.11%	5.60%
7/12/2012	3.25%	N/A	N/A	N/A	N/A	4.13%	42.11%	5.60%
7/11/2012	3.25%	N/A	N/A	N/A	N/A	4.13%	42.11%	5.60%
7/10/2012	3.25%	N/A	N/A	N/A	N/A	4.13%	42.11%	5.60%
7/9/2012	3.25%	N/A	N/A	N/A	N/A	4.13%	42.11%	5.60%
7/8/2012	3.25%	N/A	N/A	N/A	N/A	4.13%	42.11%	5.60%
7/7/2012	3.25%	N/A	N/A	N/A	N/A	4.13%	42.11%	5.60%
7/6/2012	3.25%	N/A	N/A	N/A	N/A	4.13%	42.11%	5.60%
7/5/2012	3.25%	N/A	N/A	N/A	N/A	4.13%	42.11%	5.60%
7/4/2012	3.25%	N/A	N/A	N/A	N/A	4.13%	42.11%	5.60%
7/3/2012	3.25%	N/A	N/A	N/A	N/A	4.13%	42.11%	5.60%
7/2/2012	3.25%	N/A	N/A	N/A	N/A	4.13%	42.11%	5.60%
7/1/2012	3.25%	N/A	N/A	N/A	N/A	4.13%	42.11%	5.60%
6/30/2012	3.25%	N/A	N/A	N/A	N/A	4.13%	42.11%	5.60%
6/29/2012	3.25%	N/A	N/A	N/A	N/A	4.13%	42.11%	5.60%
6/28/2012	3.25%	N/A	N/A	N/A	N/A	4.13%	42.11%	5.60%
6/27/2012	3.25%	N/A	N/A	N/A	N/A	4.13%	42.11%	5.60%

**ThomsonOne Data**  
**Consensus EPS Long Term Growth - Mean**

Date	Boardwalk Pipeline Partners LP BWP	Columbia Pipeline Partners LP CPPL	Enable Midstream Partners LP ENBL	EQT Midstream Partners LP EQM	Tallgrass Energy Partners LP TEP	TC Pipelines LP TCP	Kinder Morgan Inc KMI	Spectra Energy Partners LP SEP
6/26/2012	3.25%	N/A	N/A	N/A	N/A	4.13%	42.11%	5.60%
6/25/2012	3.25%	N/A	N/A	N/A	N/A	4.13%	42.11%	5.60%
6/24/2012	3.25%	N/A	N/A	N/A	N/A	4.13%	42.11%	5.60%
6/23/2012	3.25%	N/A	N/A	N/A	N/A	4.13%	42.11%	5.60%
6/22/2012	3.25%	N/A	N/A	N/A	N/A	4.13%	42.11%	5.60%
6/21/2012	3.25%	N/A	N/A	N/A	N/A	4.13%	42.11%	5.60%
6/20/2012	3.25%	N/A	N/A	N/A	N/A	4.13%	42.11%	5.60%
6/19/2012	3.25%	N/A	N/A	N/A	N/A	4.13%	42.11%	5.60%
6/18/2012	3.25%	N/A	N/A	N/A	N/A	4.13%	42.11%	5.60%
6/17/2012	3.25%	N/A	N/A	N/A	N/A	4.13%	42.11%	5.60%
6/16/2012	3.25%	N/A	N/A	N/A	N/A	4.13%	42.11%	5.60%
6/15/2012	3.25%	N/A	N/A	N/A	N/A	4.13%	42.11%	5.60%
6/14/2012	3.25%	N/A	N/A	N/A	N/A	4.13%	42.11%	5.60%
6/13/2012	3.25%	N/A	N/A	N/A	N/A	4.13%	42.11%	5.60%
6/12/2012	3.25%	N/A	N/A	N/A	N/A	4.13%	42.11%	5.60%
6/11/2012	3.25%	N/A	N/A	N/A	N/A	4.13%	42.11%	5.60%
6/10/2012	2.87%	N/A	N/A	N/A	N/A	4.13%	42.11%	4.23%
6/9/2012	2.87%	N/A	N/A	N/A	N/A	4.13%	42.11%	4.23%
6/8/2012	2.87%	N/A	N/A	N/A	N/A	4.13%	42.11%	4.23%
6/7/2012	2.87%	N/A	N/A	N/A	N/A	4.13%	42.11%	4.23%
6/6/2012	2.87%	N/A	N/A	N/A	N/A	4.13%	42.11%	4.23%
6/5/2012	2.87%	N/A	N/A	N/A	N/A	4.13%	42.11%	4.23%
6/4/2012	2.87%	N/A	N/A	N/A	N/A	4.13%	42.11%	4.23%
6/3/2012	2.87%	N/A	N/A	N/A	N/A	4.13%	42.11%	4.23%
6/2/2012	2.87%	N/A	N/A	N/A	N/A	4.13%	42.11%	4.23%
6/1/2012	2.87%	N/A	N/A	N/A	N/A	4.13%	42.11%	4.23%
5/31/2012	2.87%	N/A	N/A	N/A	N/A	4.13%	42.11%	4.23%
5/30/2012	2.87%	N/A	N/A	N/A	N/A	4.13%	42.11%	4.23%
5/29/2012	2.87%	N/A	N/A	N/A	N/A	4.13%	42.11%	4.23%
5/28/2012	2.87%	N/A	N/A	N/A	N/A	4.13%	42.11%	4.23%
5/27/2012	2.87%	N/A	N/A	N/A	N/A	4.13%	42.11%	4.23%
5/26/2012	2.87%	N/A	N/A	N/A	N/A	4.13%	42.11%	4.23%
5/25/2012	2.87%	N/A	N/A	N/A	N/A	4.13%	42.11%	4.23%
5/24/2012	2.87%	N/A	N/A	N/A	N/A	4.13%	42.11%	4.23%
5/23/2012	2.87%	N/A	N/A	N/A	N/A	4.13%	42.11%	4.23%
5/22/2012	2.87%	N/A	N/A	N/A	N/A	4.13%	42.11%	4.23%
5/21/2012	2.87%	N/A	N/A	N/A	N/A	4.13%	42.11%	4.23%
5/20/2012	2.87%	N/A	N/A	N/A	N/A	4.13%	42.11%	4.23%

**ThomsonOne Data**  
**Consensus EPS Long Term Growth - Mean**

Date	Boardwalk Pipeline Partners LP BWP	Columbia Pipeline Partners LP CPPL	Enable Midstream Partners LP ENBL	EQT Midstream Partners LP EQM	Tallgrass Energy Partners LP TEP	TC Pipelines LP TCP	Kinder Morgan Inc KMI	Spectra Energy Partners LP SEP
5/19/2012	2.87%	N/A	N/A	N/A	N/A	4.13%	42.11%	4.23%
5/18/2012	2.87%	N/A	N/A	N/A	N/A	4.13%	42.11%	4.23%
5/17/2012	2.87%	N/A	N/A	N/A	N/A	4.13%	42.11%	4.23%
5/16/2012	2.87%	N/A	N/A	N/A	N/A	4.13%	42.11%	4.23%
5/15/2012	2.87%	N/A	N/A	N/A	N/A	4.13%	42.11%	4.23%
5/14/2012	2.87%	N/A	N/A	N/A	N/A	4.13%	42.11%	4.23%
5/13/2012	2.87%	N/A	N/A	N/A	N/A	4.13%	42.11%	3.25%
5/12/2012	2.87%	N/A	N/A	N/A	N/A	4.13%	42.11%	3.25%
5/11/2012	2.87%	N/A	N/A	N/A	N/A	4.13%	42.11%	3.25%
5/10/2012	2.87%	N/A	N/A	N/A	N/A	4.13%	42.11%	3.25%
5/9/2012	2.87%	N/A	N/A	N/A	N/A	4.13%	42.11%	3.25%
5/8/2012	2.87%	N/A	N/A	N/A	N/A	4.13%	42.11%	3.25%
5/7/2012	2.87%	N/A	N/A	N/A	N/A	4.13%	42.11%	3.25%
5/6/2012	2.87%	N/A	N/A	N/A	N/A	4.13%	42.11%	3.25%
5/5/2012	2.87%	N/A	N/A	N/A	N/A	4.13%	42.11%	3.25%
5/4/2012	2.87%	N/A	N/A	N/A	N/A	4.13%	42.11%	3.25%
5/3/2012	2.05%	N/A	N/A	N/A	N/A	4.13%	42.11%	3.25%
5/2/2012	2.05%	N/A	N/A	N/A	N/A	4.13%	42.11%	3.25%
5/1/2012	2.10%	N/A	N/A	N/A	N/A	4.13%	42.11%	3.25%
4/30/2012	2.10%	N/A	N/A	N/A	N/A	4.13%	42.11%	3.25%
4/29/2012	2.10%	N/A	N/A	N/A	N/A	4.13%	42.11%	3.25%
4/28/2012	2.10%	N/A	N/A	N/A	N/A	4.13%	42.11%	3.25%
4/27/2012	2.10%	N/A	N/A	N/A	N/A	4.13%	42.11%	3.25%
4/26/2012	2.10%	N/A	N/A	N/A	N/A	4.13%	42.11%	3.25%
4/25/2012	2.10%	N/A	N/A	N/A	N/A	4.13%	42.11%	3.25%
4/24/2012	2.10%	N/A	N/A	N/A	N/A	4.13%	42.11%	3.25%
4/23/2012	2.10%	N/A	N/A	N/A	N/A	4.13%	42.11%	3.25%
4/22/2012	2.10%	N/A	N/A	N/A	N/A	4.13%	42.11%	3.25%
4/21/2012	2.10%	N/A	N/A	N/A	N/A	4.13%	42.11%	3.25%
4/20/2012	2.10%	N/A	N/A	N/A	N/A	4.13%	42.11%	3.25%
4/19/2012	2.10%	N/A	N/A	N/A	N/A	4.13%	42.11%	3.25%
4/18/2012	2.10%	N/A	N/A	N/A	N/A	4.13%	42.11%	3.25%
4/17/2012	2.10%	N/A	N/A	N/A	N/A	4.13%	42.11%	3.25%
4/16/2012	2.10%	N/A	N/A	N/A	N/A	4.13%	42.11%	3.25%
4/15/2012	2.10%	N/A	N/A	N/A	N/A	4.13%	42.11%	3.25%
4/14/2012	2.10%	N/A	N/A	N/A	N/A	4.13%	42.11%	3.25%
4/13/2012	2.10%	N/A	N/A	N/A	N/A	4.13%	42.11%	3.25%
4/12/2012	2.10%	N/A	N/A	N/A	N/A	4.13%	42.11%	3.25%

**ThomsonOne Data**  
**Consensus EPS Long Term Growth - Mean**

Date	Boardwalk Pipeline Partners LP BWP	Columbia Pipeline Partners LP CPPL	Enable Midstream Partners LP ENBL	EQT Midstream Partners LP EQM	Tallgrass Energy Partners LP TEP	TC Pipelines LP TCP	Kinder Morgan Inc KMI	Spectra Energy Partners LP SEP
4/11/2012	2.10%	N/A	N/A	N/A	N/A	4.13%	42.11%	3.25%
4/10/2012	2.10%	N/A	N/A	N/A	N/A	4.13%	42.11%	3.25%
4/9/2012	2.10%	N/A	N/A	N/A	N/A	4.13%	42.11%	3.25%
4/8/2012	2.10%	N/A	N/A	N/A	N/A	4.13%	42.11%	3.25%
4/7/2012	2.10%	N/A	N/A	N/A	N/A	4.13%	42.11%	3.25%
4/6/2012	2.10%	N/A	N/A	N/A	N/A	4.13%	42.11%	3.25%
4/5/2012	2.10%	N/A	N/A	N/A	N/A	4.13%	42.11%	3.25%
4/4/2012	2.10%	N/A	N/A	N/A	N/A	4.13%	42.11%	3.25%
4/3/2012	2.10%	N/A	N/A	N/A	N/A	4.13%	42.11%	3.25%
4/2/2012	2.10%	N/A	N/A	N/A	N/A	4.13%	42.11%	3.25%
4/1/2012	2.26%	N/A	N/A	N/A	N/A	4.13%	42.11%	3.25%
3/31/2012	2.26%	N/A	N/A	N/A	N/A	4.13%	42.11%	3.25%
3/30/2012	2.26%	N/A	N/A	N/A	N/A	4.13%	42.11%	3.25%
3/29/2012	2.26%	N/A	N/A	N/A	N/A	4.13%	42.11%	3.25%
3/28/2012	2.26%	N/A	N/A	N/A	N/A	4.13%	42.11%	3.25%
3/27/2012	2.26%	N/A	N/A	N/A	N/A	4.13%	42.11%	3.25%
3/26/2012	2.26%	N/A	N/A	N/A	N/A	4.13%	42.11%	3.25%
3/25/2012	2.26%	N/A	N/A	N/A	N/A	4.13%	42.11%	3.25%
3/24/2012	2.26%	N/A	N/A	N/A	N/A	4.13%	42.11%	3.25%
3/23/2012	2.26%	N/A	N/A	N/A	N/A	4.13%	42.11%	3.25%
3/22/2012	2.26%	N/A	N/A	N/A	N/A	4.13%	42.11%	3.25%
3/21/2012	2.26%	N/A	N/A	N/A	N/A	4.13%	26.06%	3.25%
3/20/2012	2.26%	N/A	N/A	N/A	N/A	4.13%	26.06%	3.25%
3/19/2012	2.26%	N/A	N/A	N/A	N/A	4.13%	26.06%	3.25%
3/18/2012	2.26%	N/A	N/A	N/A	N/A	4.13%	26.06%	3.25%
3/17/2012	2.26%	N/A	N/A	N/A	N/A	4.13%	26.06%	3.25%
3/16/2012	2.26%	N/A	N/A	N/A	N/A	4.13%	26.06%	3.25%
3/15/2012	2.26%	N/A	N/A	N/A	N/A	4.13%	26.06%	3.25%
3/14/2012	2.26%	N/A	N/A	N/A	N/A	4.13%	26.06%	3.25%
3/13/2012	2.26%	N/A	N/A	N/A	N/A	4.13%	26.06%	3.25%
3/12/2012	2.26%	N/A	N/A	N/A	N/A	4.13%	26.06%	3.25%
3/11/2012	2.26%	N/A	N/A	N/A	N/A	4.13%	26.06%	3.25%
3/10/2012	2.26%	N/A	N/A	N/A	N/A	4.13%	26.06%	3.25%
3/9/2012	2.26%	N/A	N/A	N/A	N/A	4.13%	26.06%	3.25%
3/8/2012	2.26%	N/A	N/A	N/A	N/A	4.13%	26.06%	3.25%
3/7/2012	2.26%	N/A	N/A	N/A	N/A	4.13%	26.06%	3.25%
3/6/2012	2.26%	N/A	N/A	N/A	N/A	4.13%	26.06%	3.25%
3/5/2012	2.26%	N/A	N/A	N/A	N/A	4.13%	26.06%	3.25%

**ThomsonOne Data**  
**Consensus EPS Long Term Growth - Mean**

Date	Boardwalk Pipeline Partners LP BWP	Columbia Pipeline Partners LP CPPL	Enable Midstream Partners LP ENBL	EQT Midstream Partners LP EQM	Tallgrass Energy Partners LP TEP	TC Pipelines LP TCP	Kinder Morgan Inc KMI	Spectra Energy Partners LP SEP
3/4/2012	2.26%	N/A	N/A	N/A	N/A	4.13%	26.06%	3.25%
3/3/2012	2.26%	N/A	N/A	N/A	N/A	4.13%	26.06%	3.25%
3/2/2012	2.26%	N/A	N/A	N/A	N/A	4.13%	26.06%	3.25%
3/1/2012	2.26%	N/A	N/A	N/A	N/A	4.13%	26.06%	3.25%
2/29/2012	2.26%	N/A	N/A	N/A	N/A	4.13%	26.06%	3.25%
2/28/2012	2.26%	N/A	N/A	N/A	N/A	4.13%	26.06%	3.25%
2/27/2012	2.26%	N/A	N/A	N/A	N/A	4.13%	26.06%	3.25%
2/26/2012	2.26%	N/A	N/A	N/A	N/A	4.13%	26.06%	3.25%
2/25/2012	2.26%	N/A	N/A	N/A	N/A	4.13%	26.06%	3.25%
2/24/2012	2.26%	N/A	N/A	N/A	N/A	4.13%	26.06%	3.25%
2/23/2012	2.26%	N/A	N/A	N/A	N/A	4.13%	26.06%	3.25%
2/22/2012	2.26%	N/A	N/A	N/A	N/A	4.13%	26.06%	3.25%
2/21/2012	2.26%	N/A	N/A	N/A	N/A	4.13%	26.06%	3.25%
2/20/2012	2.26%	N/A	N/A	N/A	N/A	4.13%	26.06%	3.25%
2/19/2012	2.26%	N/A	N/A	N/A	N/A	4.13%	26.06%	3.25%
2/18/2012	2.26%	N/A	N/A	N/A	N/A	4.13%	26.06%	3.25%
2/17/2012	2.26%	N/A	N/A	N/A	N/A	4.13%	26.06%	3.25%
2/16/2012	2.26%	N/A	N/A	N/A	N/A	4.13%	26.06%	3.25%
2/15/2012	2.26%	N/A	N/A	N/A	N/A	4.13%	26.06%	3.25%
2/14/2012	2.26%	N/A	N/A	N/A	N/A	4.13%	26.06%	3.25%
2/13/2012	2.26%	N/A	N/A	N/A	N/A	4.00%	26.06%	3.25%
2/12/2012	2.26%	N/A	N/A	N/A	N/A	4.00%	26.06%	3.25%
2/11/2012	2.26%	N/A	N/A	N/A	N/A	4.00%	26.06%	3.25%
2/10/2012	2.26%	N/A	N/A	N/A	N/A	4.00%	26.06%	3.25%
2/9/2012	2.26%	N/A	N/A	N/A	N/A	4.00%	26.06%	3.25%
2/8/2012	2.26%	N/A	N/A	N/A	N/A	4.00%	26.06%	3.65%
2/7/2012	3.17%	N/A	N/A	N/A	N/A	4.00%	26.06%	3.65%
2/6/2012	3.17%	N/A	N/A	N/A	N/A	4.00%	26.06%	3.65%
2/5/2012	3.17%	N/A	N/A	N/A	N/A	4.00%	26.06%	4.10%
2/4/2012	3.17%	N/A	N/A	N/A	N/A	4.00%	26.06%	4.10%
2/3/2012	3.17%	N/A	N/A	N/A	N/A	4.00%	26.06%	4.10%
2/2/2012	3.17%	N/A	N/A	N/A	N/A	4.00%	26.06%	4.10%
2/1/2012	3.17%	N/A	N/A	N/A	N/A	4.00%	26.06%	4.10%
1/31/2012	3.17%	N/A	N/A	N/A	N/A	4.00%	26.06%	4.10%
1/30/2012	3.17%	N/A	N/A	N/A	N/A	4.00%	26.06%	4.10%
1/29/2012	3.05%	N/A	N/A	N/A	N/A	4.00%	26.06%	4.10%
1/28/2012	3.05%	N/A	N/A	N/A	N/A	4.00%	26.06%	4.10%
1/27/2012	3.05%	N/A	N/A	N/A	N/A	4.00%	26.06%	4.10%

**ThomsonOne Data**  
**Consensus EPS Long Term Growth - Mean**

Date	Boardwalk Pipeline Partners LP BWP	Columbia Pipeline Partners LP CPPL	Enable Midstream Partners LP ENBL	EQT Midstream Partners LP EQM	Tallgrass Energy Partners LP TEP	TC Pipelines LP TCP	Kinder Morgan Inc KMI	Spectra Energy Partners LP SEP
1/26/2012	3.05%	N/A	N/A	N/A	N/A	4.00%	26.06%	4.10%
1/25/2012	3.05%	N/A	N/A	N/A	N/A	4.00%	26.06%	4.10%
1/24/2012	3.05%	N/A	N/A	N/A	N/A	4.00%	26.06%	4.10%
1/23/2012	3.05%	N/A	N/A	N/A	N/A	4.00%	26.06%	4.10%
1/22/2012	3.05%	N/A	N/A	N/A	N/A	4.00%	26.06%	4.10%
1/21/2012	3.05%	N/A	N/A	N/A	N/A	4.00%	26.06%	4.10%
1/20/2012	3.05%	N/A	N/A	N/A	N/A	4.00%	26.06%	4.10%
1/19/2012	3.05%	N/A	N/A	N/A	N/A	4.00%	26.06%	4.10%
1/18/2012	3.05%	N/A	N/A	N/A	N/A	4.00%	26.06%	4.10%
1/17/2012	3.05%	N/A	N/A	N/A	N/A	4.00%	26.06%	4.10%
1/16/2012	3.05%	N/A	N/A	N/A	N/A	4.00%	26.06%	4.10%
1/15/2012	3.05%	N/A	N/A	N/A	N/A	4.00%	26.06%	4.10%
1/14/2012	3.05%	N/A	N/A	N/A	N/A	4.00%	26.06%	4.10%
1/13/2012	3.05%	N/A	N/A	N/A	N/A	4.00%	26.06%	4.10%
1/12/2012	3.05%	N/A	N/A	N/A	N/A	4.00%	26.06%	4.10%
1/11/2012	3.05%	N/A	N/A	N/A	N/A	4.00%	26.06%	4.10%
1/10/2012	3.05%	N/A	N/A	N/A	N/A	4.00%	26.06%	4.10%
1/9/2012	3.05%	N/A	N/A	N/A	N/A	4.00%	26.06%	4.10%
1/8/2012	3.05%	N/A	N/A	N/A	N/A	4.00%	26.06%	4.10%
1/7/2012	3.05%	N/A	N/A	N/A	N/A	4.00%	26.06%	4.10%
1/6/2012	3.05%	N/A	N/A	N/A	N/A	4.00%	26.06%	4.10%
1/5/2012	3.05%	N/A	N/A	N/A	N/A	4.00%	26.06%	4.10%
1/4/2012	3.05%	N/A	N/A	N/A	N/A	4.00%	26.06%	4.10%
1/3/2012	3.05%	N/A	N/A	N/A	N/A	4.00%	26.06%	4.10%
1/2/2012	3.05%	N/A	N/A	N/A	N/A	4.00%	26.06%	4.10%
1/1/2012	3.05%	N/A	N/A	N/A	N/A	4.00%	26.06%	4.10%
12/31/2011	3.05%	N/A	N/A	N/A	N/A	4.00%	26.06%	4.10%
12/30/2011	3.05%	N/A	N/A	N/A	N/A	4.00%	26.06%	4.10%
12/29/2011	3.05%	N/A	N/A	N/A	N/A	4.00%	26.06%	4.10%
12/28/2011	3.05%	N/A	N/A	N/A	N/A	4.00%	26.06%	4.10%
12/27/2011	3.05%	N/A	N/A	N/A	N/A	4.00%	26.06%	4.10%
12/26/2011	3.05%	N/A	N/A	N/A	N/A	4.00%	26.06%	4.10%
12/25/2011	3.05%	N/A	N/A	N/A	N/A	4.00%	26.06%	4.10%
12/24/2011	3.05%	N/A	N/A	N/A	N/A	4.00%	26.06%	4.10%
12/23/2011	3.05%	N/A	N/A	N/A	N/A	4.00%	26.06%	4.10%
12/22/2011	3.05%	N/A	N/A	N/A	N/A	4.00%	26.06%	4.10%
12/21/2011	3.05%	N/A	N/A	N/A	N/A	4.00%	26.06%	4.10%
12/20/2011	3.05%	N/A	N/A	N/A	N/A	4.00%	26.06%	4.10%

**ThomsonOne Data**  
**Consensus EPS Long Term Growth - Mean**

Date	Boardwalk Pipeline Partners LP BWP	Columbia Pipeline Partners LP CPPL	Enable Midstream Partners LP ENBL	EQT Midstream Partners LP EQM	Tallgrass Energy Partners LP TEP	TC Pipelines LP TCP	Kinder Morgan Inc KMI	Spectra Energy Partners LP SEP
12/19/2011	3.05%	N/A	N/A	N/A	N/A	4.00%	26.06%	4.10%
12/18/2011	3.05%	N/A	N/A	N/A	N/A	4.00%	26.06%	4.10%
12/17/2011	3.05%	N/A	N/A	N/A	N/A	4.00%	26.06%	4.10%
12/16/2011	3.05%	N/A	N/A	N/A	N/A	4.00%	26.06%	4.10%
12/15/2011	3.05%	N/A	N/A	N/A	N/A	4.00%	26.06%	4.10%
12/14/2011	3.05%	N/A	N/A	N/A	N/A	4.00%	26.06%	4.10%
12/13/2011	3.05%	N/A	N/A	N/A	N/A	4.00%	26.06%	4.10%
12/12/2011	3.05%	N/A	N/A	N/A	N/A	4.50%	26.06%	4.10%
12/11/2011	3.05%	N/A	N/A	N/A	N/A	4.50%	26.06%	4.10%
12/10/2011	3.05%	N/A	N/A	N/A	N/A	4.50%	26.06%	4.10%
12/9/2011	3.05%	N/A	N/A	N/A	N/A	4.50%	26.06%	4.10%
12/8/2011	3.05%	N/A	N/A	N/A	N/A	4.50%	26.06%	4.10%
12/7/2011	3.05%	N/A	N/A	N/A	N/A	4.50%	26.06%	4.10%
12/6/2011	3.05%	N/A	N/A	N/A	N/A	4.50%	26.06%	4.10%
12/5/2011	3.05%	N/A	N/A	N/A	N/A	4.50%	26.06%	4.10%
12/4/2011	3.05%	N/A	N/A	N/A	N/A	4.50%	26.06%	4.10%
12/3/2011	3.05%	N/A	N/A	N/A	N/A	4.50%	26.06%	4.10%
12/2/2011	3.05%	N/A	N/A	N/A	N/A	4.50%	26.06%	4.10%
12/1/2011	3.05%	N/A	N/A	N/A	N/A	4.50%	26.06%	4.10%
11/30/2011	3.05%	N/A	N/A	N/A	N/A	4.50%	26.06%	4.10%
11/29/2011	3.05%	N/A	N/A	N/A	N/A	4.50%	26.06%	4.10%
11/28/2011	3.05%	N/A	N/A	N/A	N/A	4.50%	26.06%	4.10%
11/27/2011	3.05%	N/A	N/A	N/A	N/A	4.50%	26.06%	4.10%
11/26/2011	3.05%	N/A	N/A	N/A	N/A	4.50%	26.06%	4.10%
11/25/2011	3.05%	N/A	N/A	N/A	N/A	4.50%	26.06%	4.10%
11/24/2011	3.05%	N/A	N/A	N/A	N/A	4.50%	26.06%	4.10%
11/23/2011	3.05%	N/A	N/A	N/A	N/A	4.50%	26.06%	4.10%
11/22/2011	3.05%	N/A	N/A	N/A	N/A	4.50%	26.06%	4.10%
11/21/2011	3.05%	N/A	N/A	N/A	N/A	4.50%	26.06%	4.10%
11/20/2011	3.05%	N/A	N/A	N/A	N/A	4.50%	26.06%	4.10%
11/19/2011	3.05%	N/A	N/A	N/A	N/A	4.50%	26.06%	4.10%
11/18/2011	3.05%	N/A	N/A	N/A	N/A	4.50%	26.06%	4.10%
11/17/2011	3.05%	N/A	N/A	N/A	N/A	5.60%	26.06%	4.10%
11/16/2011	3.05%	N/A	N/A	N/A	N/A	5.60%	26.06%	4.10%
11/15/2011	3.05%	N/A	N/A	N/A	N/A	5.60%	26.06%	4.10%
11/14/2011	3.05%	N/A	N/A	N/A	N/A	5.60%	26.06%	4.10%
11/13/2011	3.05%	N/A	N/A	N/A	N/A	5.60%	26.06%	4.10%
11/12/2011	3.05%	N/A	N/A	N/A	N/A	5.60%	26.06%	4.10%



**ThomsonOne Data**  
**Consensus EPS Long Term Growth - Mean**

Date	Boardwalk Pipeline Partners LP	Columbia Pipeline Partners LP	Enable Midstream Partners LP	EQT Midstream Partners LP	Tallgrass Energy Partners LP	TC Pipelines LP	Kinder Morgan Inc	Spectra Energy Partners LP
	BWP	CPPL	ENBL	EQM	TEP	TCP	KMI	SEP
11/11/2011	3.05%	N/A	N/A	N/A	N/A	5.60%	26.06%	4.10%
11/10/2011	3.05%	N/A	N/A	N/A	N/A	5.60%	26.06%	4.10%
11/9/2011	3.05%	N/A	N/A	N/A	N/A	5.60%	26.06%	4.10%
11/8/2011	3.05%	N/A	N/A	N/A	N/A	5.60%	26.06%	4.10%
11/7/2011	3.05%	N/A	N/A	N/A	N/A	5.60%	26.06%	4.10%
11/6/2011	3.05%	N/A	N/A	N/A	N/A	5.60%	21.70%	4.10%
11/5/2011	3.05%	N/A	N/A	N/A	N/A	5.60%	21.70%	4.10%
11/4/2011	3.05%	N/A	N/A	N/A	N/A	5.60%	21.70%	4.10%
11/3/2011	3.05%	N/A	N/A	N/A	N/A	5.60%	21.70%	4.10%
11/2/2011	3.05%	N/A	N/A	N/A	N/A	5.60%	21.70%	4.10%
11/1/2011	3.05%	N/A	N/A	N/A	N/A	5.60%	21.70%	4.10%
10/31/2011	3.05%	N/A	N/A	N/A	N/A	5.60%	21.70%	4.20%
10/30/2011	3.37%	N/A	N/A	N/A	N/A	5.60%	21.70%	4.20%
10/29/2011	3.37%	N/A	N/A	N/A	N/A	5.60%	21.70%	4.20%
10/28/2011	3.37%	N/A	N/A	N/A	N/A	5.60%	21.70%	4.20%
10/27/2011	3.37%	N/A	N/A	N/A	N/A	6.07%	21.70%	4.20%
10/26/2011	3.37%	N/A	N/A	N/A	N/A	6.07%	21.70%	4.20%
10/25/2011	3.37%	N/A	N/A	N/A	N/A	6.07%	21.70%	4.20%
10/24/2011	3.37%	N/A	N/A	N/A	N/A	6.07%	21.70%	4.20%
10/23/2011	3.37%	N/A	N/A	N/A	N/A	6.07%	20.70%	4.20%
10/22/2011	3.37%	N/A	N/A	N/A	N/A	6.07%	20.70%	4.20%
10/21/2011	3.37%	N/A	N/A	N/A	N/A	6.07%	20.70%	4.20%
10/20/2011	3.37%	N/A	N/A	N/A	N/A	6.07%	20.70%	4.20%
10/19/2011	3.37%	N/A	N/A	N/A	N/A	6.07%	20.70%	4.20%
10/18/2011	3.37%	N/A	N/A	N/A	N/A	6.07%	20.70%	4.20%
10/17/2011	3.37%	N/A	N/A	N/A	N/A	6.07%	20.70%	4.20%
10/16/2011	3.37%	N/A	N/A	N/A	N/A	6.07%	20.70%	4.20%
10/15/2011	3.37%	N/A	N/A	N/A	N/A	6.07%	20.70%	4.20%
10/14/2011	3.37%	N/A	N/A	N/A	N/A	6.07%	20.70%	4.20%
10/13/2011	3.37%	N/A	N/A	N/A	N/A	6.07%	20.70%	4.20%
10/12/2011	3.37%	N/A	N/A	N/A	N/A	6.07%	20.70%	4.30%
10/11/2011	3.37%	N/A	N/A	N/A	N/A	6.07%	20.70%	4.30%
10/10/2011	3.37%	N/A	N/A	N/A	N/A	6.07%	20.70%	4.30%
10/9/2011	3.37%	N/A	N/A	N/A	N/A	6.07%	20.70%	4.30%
10/8/2011	3.37%	N/A	N/A	N/A	N/A	6.07%	20.70%	4.30%
10/7/2011	3.37%	N/A	N/A	N/A	N/A	6.07%	20.70%	4.30%
10/6/2011	3.37%	N/A	N/A	N/A	N/A	6.07%	20.70%	4.30%
10/5/2011	3.37%	N/A	N/A	N/A	N/A	6.07%	10.00%	4.30%

**ThomsonOne Data**  
**Consensus EPS Long Term Growth - Mean**

Date	Boardwalk Pipeline Partners LP	BWP	Columbia Pipeline Partners LP	CPPL	Enable Midstream Partners LP	ENBL	EQT Midstream Partners LP	EQM	Tallgrass Energy Partners LP	TEP	TC Pipelines LP	TCP	Kinder Morgan Inc	KMI	Spectra Energy Partners LP	SEP
10/4/2011		3.37%		N/A		N/A		N/A		N/A		6.07%		10.00%		4.30%
10/3/2011		3.37%		N/A		N/A		N/A		N/A		6.07%		10.00%		4.30%
10/2/2011		3.37%		N/A		N/A		N/A		N/A		6.07%		10.00%		4.30%
10/1/2011		3.37%		N/A		N/A		N/A		N/A		6.07%		10.00%		4.30%
9/30/2011		3.37%		N/A		N/A		N/A		N/A		6.07%		10.00%		4.30%
9/29/2011		3.37%		N/A		N/A		N/A		N/A		6.07%		10.00%		4.30%
9/28/2011		3.37%		N/A		N/A		N/A		N/A		6.07%		10.00%		4.30%
9/27/2011		3.37%		N/A		N/A		N/A		N/A		6.07%		10.00%		4.30%
9/26/2011		3.37%		N/A		N/A		N/A		N/A		6.07%		10.00%		4.30%
9/25/2011		3.37%		N/A		N/A		N/A		N/A		6.07%		9.28%		4.30%
9/24/2011		3.37%		N/A		N/A		N/A		N/A		6.07%		9.28%		4.30%
9/23/2011		3.37%		N/A		N/A		N/A		N/A		6.07%		9.28%		4.30%
9/22/2011		3.37%		N/A		N/A		N/A		N/A		6.07%		9.28%		4.30%
9/21/2011		3.37%		N/A		N/A		N/A		N/A		6.07%		9.28%		4.30%
9/20/2011		3.37%		N/A		N/A		N/A		N/A		6.07%		9.28%		4.30%
9/19/2011		3.37%		N/A		N/A		N/A		N/A		6.07%		9.28%		4.30%
9/18/2011		3.37%		N/A		N/A		N/A		N/A		6.07%		9.28%		4.30%
9/17/2011		3.37%		N/A		N/A		N/A		N/A		6.07%		9.28%		4.30%
9/16/2011		3.37%		N/A		N/A		N/A		N/A		6.07%		9.28%		4.30%
9/15/2011		3.37%		N/A		N/A		N/A		N/A		6.07%		9.28%		4.30%
9/14/2011		3.37%		N/A		N/A		N/A		N/A		6.07%		9.28%		5.55%
9/13/2011		3.37%		N/A		N/A		N/A		N/A		6.07%		9.28%		5.55%
9/12/2011		3.37%		N/A		N/A		N/A		N/A		6.07%		9.28%		5.55%
9/11/2011		3.37%		N/A		N/A		N/A		N/A		6.07%		9.28%		5.55%
9/10/2011		3.37%		N/A		N/A		N/A		N/A		6.07%		9.28%		5.55%
9/9/2011		3.37%		N/A		N/A		N/A		N/A		6.07%		9.28%		5.55%
9/8/2011		3.37%		N/A		N/A		N/A		N/A		6.07%		9.28%		5.55%
9/7/2011		3.37%		N/A		N/A		N/A		N/A		6.07%		9.28%		5.55%
9/6/2011		3.37%		N/A		N/A		N/A		N/A		6.07%		9.28%		5.55%
9/5/2011		3.37%		N/A		N/A		N/A		N/A		6.07%		9.28%		5.55%
9/4/2011		3.37%		N/A		N/A		N/A		N/A		6.07%		9.28%		5.55%
9/3/2011		3.37%		N/A		N/A		N/A		N/A		6.07%		9.28%		5.55%
9/2/2011		3.37%		N/A		N/A		N/A		N/A		6.07%		9.28%		5.55%
9/1/2011		3.37%		N/A		N/A		N/A		N/A		6.07%		9.28%		5.55%
8/31/2011		3.37%		N/A		N/A		N/A		N/A		6.07%		9.28%		5.55%
8/30/2011		3.37%		N/A		N/A		N/A		N/A		6.07%		9.28%		5.55%
8/29/2011		3.37%		N/A		N/A		N/A		N/A		6.07%		9.28%		5.55%
8/28/2011		3.37%		N/A		N/A		N/A		N/A		6.07%		9.28%		5.55%

**ThomsonOne Data**  
**Consensus EPS Long Term Growth - Mean**

Date	Boardwalk Pipeline Partners LP	Columbia Pipeline Partners LP	Enable Midstream Partners LP	EQT Midstream Partners LP	Tallgrass Energy Partners LP	TC Pipelines LP	Kinder Morgan Inc	Spectra Energy Partners LP
	BWP	CPPL	ENBL	EQM	TEP	TCP	KMI	SEP
8/27/2011	3.37%	N/A	N/A	N/A	N/A	6.07%	9.28%	5.55%
8/26/2011	3.37%	N/A	N/A	N/A	N/A	6.07%	9.28%	5.55%
8/25/2011	3.37%	N/A	N/A	N/A	N/A	6.07%	9.28%	5.55%
8/24/2011	3.37%	N/A	N/A	N/A	N/A	6.07%	9.28%	5.55%
8/23/2011	3.37%	N/A	N/A	N/A	N/A	6.07%	9.28%	5.55%
8/22/2011	3.37%	N/A	N/A	N/A	N/A	6.07%	9.28%	5.55%
8/21/2011	3.37%	N/A	N/A	N/A	N/A	6.07%	9.28%	5.55%
8/20/2011	3.37%	N/A	N/A	N/A	N/A	6.07%	9.28%	5.55%
8/19/2011	3.37%	N/A	N/A	N/A	N/A	6.07%	9.28%	5.55%
8/18/2011	3.37%	N/A	N/A	N/A	N/A	6.07%	9.28%	5.55%
8/17/2011	3.37%	N/A	N/A	N/A	N/A	6.07%	9.28%	5.55%
8/16/2011	3.37%	N/A	N/A	N/A	N/A	6.07%	9.28%	5.55%
8/15/2011	3.37%	N/A	N/A	N/A	N/A	6.07%	9.28%	5.55%
8/14/2011	3.37%	N/A	N/A	N/A	N/A	6.07%	9.28%	5.55%
8/13/2011	3.37%	N/A	N/A	N/A	N/A	6.07%	9.28%	5.55%
8/12/2011	3.37%	N/A	N/A	N/A	N/A	6.07%	9.28%	5.55%
8/11/2011	3.37%	N/A	N/A	N/A	N/A	6.07%	9.28%	5.55%
8/10/2011	3.37%	N/A	N/A	N/A	N/A	6.07%	9.28%	6.00%
8/9/2011	3.37%	N/A	N/A	N/A	N/A	6.07%	9.28%	6.00%
8/8/2011	3.37%	N/A	N/A	N/A	N/A	6.07%	9.28%	6.00%
8/7/2011	3.37%	N/A	N/A	N/A	N/A	6.07%	9.28%	6.00%
8/6/2011	3.37%	N/A	N/A	N/A	N/A	6.07%	9.28%	6.00%
8/5/2011	3.37%	N/A	N/A	N/A	N/A	6.07%	9.28%	6.00%
8/4/2011	3.37%	N/A	N/A	N/A	N/A	6.07%	9.28%	6.00%
8/3/2011	3.37%	N/A	N/A	N/A	N/A	6.07%	9.28%	6.00%
8/2/2011	3.37%	N/A	N/A	N/A	N/A	6.07%	9.28%	6.00%
8/1/2011	3.80%	N/A	N/A	N/A	N/A	6.07%	9.28%	6.00%
7/31/2011	3.80%	N/A	N/A	N/A	N/A	6.07%	9.28%	6.00%
7/30/2011	3.80%	N/A	N/A	N/A	N/A	6.07%	9.28%	6.00%
7/29/2011	3.80%	N/A	N/A	N/A	N/A	6.07%	9.28%	6.00%
7/28/2011	3.80%	N/A	N/A	N/A	N/A	6.07%	9.28%	6.00%
7/27/2011	3.80%	N/A	N/A	N/A	N/A	6.07%	9.28%	6.00%
7/26/2011	3.80%	N/A	N/A	N/A	N/A	6.07%	9.28%	6.00%
7/25/2011	3.80%	N/A	N/A	N/A	N/A	6.07%	9.28%	6.00%
7/24/2011	3.80%	N/A	N/A	N/A	N/A	6.07%	9.28%	6.00%
7/23/2011	3.80%	N/A	N/A	N/A	N/A	6.07%	9.28%	6.00%
7/22/2011	3.80%	N/A	N/A	N/A	N/A	6.07%	9.28%	6.00%
7/21/2011	3.80%	N/A	N/A	N/A	N/A	6.07%	9.28%	6.00%

**ThomsonOne Data**  
**Consensus EPS Long Term Growth - Mean**

Date	Boardwalk Pipeline Partners LP	Columbia Pipeline Partners LP	Enable Midstream Partners LP	EQT Midstream Partners LP	Tallgrass Energy Partners LP	TC Pipelines LP	Kinder Morgan Inc	Spectra Energy Partners LP
	BWP	CPPL	ENBL	EQM	TEP	TCP	KMI	SEP
7/20/2011	3.80%	N/A	N/A	N/A	N/A	6.07%	9.28%	6.00%
7/19/2011	3.80%	N/A	N/A	N/A	N/A	6.07%	9.28%	6.00%
7/18/2011	3.80%	N/A	N/A	N/A	N/A	6.07%	9.28%	6.00%
7/17/2011	3.80%	N/A	N/A	N/A	N/A	6.07%	9.28%	6.00%
7/16/2011	3.80%	N/A	N/A	N/A	N/A	6.07%	9.28%	6.00%
7/15/2011	3.80%	N/A	N/A	N/A	N/A	6.07%	9.28%	6.00%
7/14/2011	3.80%	N/A	N/A	N/A	N/A	6.07%	9.28%	6.00%
7/13/2011	3.80%	N/A	N/A	N/A	N/A	6.07%	9.28%	6.00%
7/12/2011	3.80%	N/A	N/A	N/A	N/A	6.07%	9.28%	6.00%
7/11/2011	3.80%	N/A	N/A	N/A	N/A	6.07%	9.28%	6.00%
7/10/2011	3.80%	N/A	N/A	N/A	N/A	6.07%	9.28%	6.00%
7/9/2011	3.80%	N/A	N/A	N/A	N/A	6.07%	9.28%	6.00%
7/8/2011	3.80%	N/A	N/A	N/A	N/A	6.07%	9.28%	6.00%
7/7/2011	3.80%	N/A	N/A	N/A	N/A	6.07%	9.28%	6.00%
7/6/2011	3.80%	N/A	N/A	N/A	N/A	6.07%	9.28%	6.00%
7/5/2011	3.80%	N/A	N/A	N/A	N/A	6.07%	9.28%	6.00%
7/4/2011	3.80%	N/A	N/A	N/A	N/A	6.07%	9.28%	6.00%
7/3/2011	3.80%	N/A	N/A	N/A	N/A	6.07%	9.28%	6.00%
7/2/2011	3.80%	N/A	N/A	N/A	N/A	6.07%	9.28%	6.00%
7/1/2011	3.80%	N/A	N/A	N/A	N/A	6.07%	9.28%	6.00%
6/30/2011	3.80%	N/A	N/A	N/A	N/A	6.07%	9.28%	6.00%
6/29/2011	3.80%	N/A	N/A	N/A	N/A	6.07%	9.28%	6.00%
6/28/2011	3.80%	N/A	N/A	N/A	N/A	6.07%	9.28%	6.00%
6/27/2011	3.80%	N/A	N/A	N/A	N/A	6.07%	9.28%	6.00%
6/26/2011	3.80%	N/A	N/A	N/A	N/A	6.07%	9.28%	6.00%
6/25/2011	3.80%	N/A	N/A	N/A	N/A	6.07%	9.28%	6.00%
6/24/2011	3.80%	N/A	N/A	N/A	N/A	6.07%	9.28%	6.00%
6/23/2011	3.80%	N/A	N/A	N/A	N/A	6.07%	9.28%	6.00%
6/22/2011	3.80%	N/A	N/A	N/A	N/A	6.07%	9.28%	6.00%
6/21/2011	3.80%	N/A	N/A	N/A	N/A	6.07%	9.28%	6.00%
6/20/2011	3.80%	N/A	N/A	N/A	N/A	6.07%	9.28%	6.00%
6/19/2011	3.80%	N/A	N/A	N/A	N/A	6.07%	9.28%	6.00%
6/18/2011	3.80%	N/A	N/A	N/A	N/A	6.07%	9.28%	6.00%
6/17/2011	3.80%	N/A	N/A	N/A	N/A	6.07%	9.28%	6.00%
6/16/2011	3.80%	N/A	N/A	N/A	N/A	6.07%	9.28%	6.00%
6/15/2011	3.80%	N/A	N/A	N/A	N/A	6.07%	9.28%	6.00%
6/14/2011	3.80%	N/A	N/A	N/A	N/A	6.07%	9.28%	6.00%
6/13/2011	3.80%	N/A	N/A	N/A	N/A	6.07%	9.28%	6.00%

**ThomsonOne Data**  
**Consensus EPS Long Term Growth - Mean**

Date	Boardwalk Pipeline Partners LP BWP	Columbia Pipeline Partners LP CPPL	Enable Midstream Partners LP ENBL	EQT Midstream Partners LP EQM	Tallgrass Energy Partners LP TEP	TC Pipelines LP TCP	Kinder Morgan Inc KMI	Spectra Energy Partners LP SEP
6/12/2011	3.80%	N/A	N/A	N/A	N/A	6.07%	9.00%	6.00%
6/11/2011	3.80%	N/A	N/A	N/A	N/A	6.07%	9.00%	6.00%
6/10/2011	3.80%	N/A	N/A	N/A	N/A	6.07%	9.00%	6.00%
6/9/2011	3.80%	N/A	N/A	N/A	N/A	6.07%	9.00%	6.00%
6/8/2011	3.80%	N/A	N/A	N/A	N/A	6.07%	9.00%	6.00%
6/7/2011	4.00%	N/A	N/A	N/A	N/A	6.07%	9.00%	6.00%
6/6/2011	4.00%	N/A	N/A	N/A	N/A	6.07%	9.00%	6.00%
6/5/2011	4.00%	N/A	N/A	N/A	N/A	6.07%	9.00%	6.00%
6/4/2011	4.00%	N/A	N/A	N/A	N/A	6.07%	9.00%	6.00%
6/3/2011	4.00%	N/A	N/A	N/A	N/A	6.07%	9.00%	6.00%
6/2/2011	4.00%	N/A	N/A	N/A	N/A	6.07%	9.00%	6.00%
6/1/2011	4.00%	N/A	N/A	N/A	N/A	6.07%	9.00%	6.00%
5/31/2011	4.00%	N/A	N/A	N/A	N/A	6.07%	9.00%	6.00%
5/30/2011	4.00%	N/A	N/A	N/A	N/A	6.07%	9.00%	6.00%
5/29/2011	4.00%	N/A	N/A	N/A	N/A	6.07%	9.00%	6.00%
5/28/2011	4.00%	N/A	N/A	N/A	N/A	6.07%	9.00%	6.00%
5/27/2011	4.00%	N/A	N/A	N/A	N/A	6.07%	9.00%	6.00%
5/26/2011	4.50%	N/A	N/A	N/A	N/A	6.07%	9.00%	6.00%
5/25/2011	4.50%	N/A	N/A	N/A	N/A	6.07%	9.00%	6.00%
5/24/2011	4.50%	N/A	N/A	N/A	N/A	6.07%	9.00%	6.00%
5/23/2011	4.50%	N/A	N/A	N/A	N/A	6.07%	9.00%	6.00%
5/22/2011	4.50%	N/A	N/A	N/A	N/A	6.07%	9.00%	6.00%
5/21/2011	4.50%	N/A	N/A	N/A	N/A	6.07%	9.00%	6.00%
5/20/2011	4.50%	N/A	N/A	N/A	N/A	6.07%	9.00%	6.00%
5/19/2011	4.50%	N/A	N/A	N/A	N/A	6.07%	9.00%	6.00%
5/18/2011	4.50%	N/A	N/A	N/A	N/A	6.07%	9.00%	6.00%
5/17/2011	4.50%	N/A	N/A	N/A	N/A	6.07%	9.00%	6.00%
5/16/2011	4.50%	N/A	N/A	N/A	N/A	6.07%	9.00%	6.00%
5/15/2011	4.50%	N/A	N/A	N/A	N/A	6.07%	9.00%	6.00%
5/14/2011	4.50%	N/A	N/A	N/A	N/A	6.07%	9.00%	6.00%
5/13/2011	4.50%	N/A	N/A	N/A	N/A	6.07%	9.00%	6.00%
5/12/2011	4.50%	N/A	N/A	N/A	N/A	6.07%	9.00%	6.00%
5/11/2011	4.50%	N/A	N/A	N/A	N/A	6.07%	9.00%	6.00%
5/10/2011	4.50%	N/A	N/A	N/A	N/A	6.07%	9.00%	6.00%
5/9/2011	4.50%	N/A	N/A	N/A	N/A	6.07%	9.00%	6.00%
5/8/2011	4.50%	N/A	N/A	N/A	N/A	6.07%	9.00%	6.00%
5/7/2011	4.50%	N/A	N/A	N/A	N/A	6.07%	9.00%	6.00%
5/6/2011	4.50%	N/A	N/A	N/A	N/A	6.07%	9.00%	6.00%

**ThomsonOne Data**  
**Consensus EPS Long Term Growth - Mean**

Date	Boardwalk Pipeline Partners LP BWP	Columbia Pipeline Partners LP CPPL	Enable Midstream Partners LP ENBL	EQT Midstream Partners LP EQM	Tallgrass Energy Partners LP TEP	TC Pipelines LP TCP	Kinder Morgan Inc KMI	Spectra Energy Partners LP SEP
5/5/2011	4.50%	N/A	N/A	N/A	N/A	6.07%	9.00%	6.00%
5/4/2011	4.50%	N/A	N/A	N/A	N/A	6.07%	9.00%	6.00%
5/3/2011	4.50%	N/A	N/A	N/A	N/A	6.07%	9.00%	6.00%
5/2/2011	4.50%	N/A	N/A	N/A	N/A	6.07%	9.00%	6.00%
5/1/2011	4.50%	N/A	N/A	N/A	N/A	6.07%	9.00%	6.00%
4/30/2011	4.50%	N/A	N/A	N/A	N/A	6.07%	9.00%	6.00%
4/29/2011	4.50%	N/A	N/A	N/A	N/A	6.07%	9.00%	6.00%
4/28/2011	4.50%	N/A	N/A	N/A	N/A	7.10%	9.00%	6.00%
4/27/2011	4.50%	N/A	N/A	N/A	N/A	5.73%	9.00%	6.00%
4/26/2011	4.50%	N/A	N/A	N/A	N/A	5.73%	9.00%	6.00%
4/25/2011	4.50%	N/A	N/A	N/A	N/A	5.73%	9.00%	6.00%
4/24/2011	4.50%	N/A	N/A	N/A	N/A	5.73%	7.00%	6.00%
4/23/2011	4.50%	N/A	N/A	N/A	N/A	5.73%	7.00%	6.00%
4/22/2011	4.50%	N/A	N/A	N/A	N/A	5.73%	7.00%	6.00%
4/21/2011	4.50%	N/A	N/A	N/A	N/A	5.73%	7.00%	6.00%
4/20/2011	4.50%	N/A	N/A	N/A	N/A	5.73%	7.00%	6.00%
4/19/2011	4.50%	N/A	N/A	N/A	N/A	5.73%	7.00%	6.00%
4/18/2011	4.50%	N/A	N/A	N/A	N/A	5.73%	7.00%	6.00%
4/17/2011	4.50%	N/A	N/A	N/A	N/A	5.73%	7.00%	6.00%
4/16/2011	4.50%	N/A	N/A	N/A	N/A	5.73%	7.00%	6.00%
4/15/2011	4.50%	N/A	N/A	N/A	N/A	5.73%	7.00%	6.00%
4/14/2011	4.50%	N/A	N/A	N/A	N/A	5.73%	7.00%	6.00%
4/13/2011	4.50%	N/A	N/A	N/A	N/A	5.73%	7.00%	6.00%
4/12/2011	4.50%	N/A	N/A	N/A	N/A	5.73%	7.00%	6.00%
4/11/2011	4.50%	N/A	N/A	N/A	N/A	5.73%	7.00%	6.00%
4/10/2011	4.50%	N/A	N/A	N/A	N/A	5.73%	7.00%	6.00%
4/9/2011	4.50%	N/A	N/A	N/A	N/A	5.73%	7.00%	6.00%
4/8/2011	4.50%	N/A	N/A	N/A	N/A	5.73%	7.00%	6.00%
4/7/2011	4.50%	N/A	N/A	N/A	N/A	5.73%	7.00%	6.00%
4/6/2011	4.50%	N/A	N/A	N/A	N/A	5.73%	7.00%	6.00%
4/5/2011	4.50%	N/A	N/A	N/A	N/A	5.73%	7.00%	6.00%
4/4/2011	4.50%	N/A	N/A	N/A	N/A	5.73%	7.00%	6.00%
4/3/2011	4.50%	N/A	N/A	N/A	N/A	5.73%	7.00%	6.00%
4/2/2011	4.50%	N/A	N/A	N/A	N/A	5.73%	7.00%	6.00%
4/1/2011	4.50%	N/A	N/A	N/A	N/A	5.73%	7.00%	6.00%
3/31/2011	4.50%	N/A	N/A	N/A	N/A	5.73%	7.00%	6.00%
3/30/2011	4.50%	N/A	N/A	N/A	N/A	5.73%	7.00%	6.00%
3/29/2011	4.50%	N/A	N/A	N/A	N/A	5.73%	7.00%	6.00%

**ThomsonOne Data**  
**Consensus EPS Long Term Growth - Mean**

Date	Boardwalk Pipeline Partners LP	Columbia Pipeline Partners LP	Enable Midstream Partners LP	EQT Midstream Partners LP	Tallgrass Energy Partners LP	TC Pipelines LP	Kinder Morgan Inc	Spectra Energy Partners LP
	BWP	CPPL	ENBL	EQM	TEP	TCP	KMI	SEP
3/28/2011	4.50%	N/A	N/A	N/A	N/A	5.73%	7.00%	6.00%
3/27/2011	4.50%	N/A	N/A	N/A	N/A	5.73%	N/A	6.00%
3/26/2011	4.50%	N/A	N/A	N/A	N/A	5.73%	N/A	6.00%
3/25/2011	4.50%	N/A	N/A	N/A	N/A	5.73%	N/A	6.00%
3/24/2011	4.50%	N/A	N/A	N/A	N/A	5.73%	N/A	6.00%
3/23/2011	4.50%	N/A	N/A	N/A	N/A	5.73%	N/A	6.00%
3/22/2011	4.50%	N/A	N/A	N/A	N/A	5.73%	N/A	6.00%
3/21/2011	4.50%	N/A	N/A	N/A	N/A	5.73%	N/A	6.00%
3/20/2011	4.50%	N/A	N/A	N/A	N/A	5.73%	N/A	6.00%
3/19/2011	4.50%	N/A	N/A	N/A	N/A	5.73%	N/A	6.00%
3/18/2011	4.50%	N/A	N/A	N/A	N/A	5.73%	N/A	6.00%
3/17/2011	4.50%	N/A	N/A	N/A	N/A	5.73%	N/A	6.00%
3/16/2011	4.50%	N/A	N/A	N/A	N/A	5.73%	N/A	6.00%
3/15/2011	4.50%	N/A	N/A	N/A	N/A	5.73%	N/A	6.00%
3/14/2011	4.50%	N/A	N/A	N/A	N/A	5.73%	N/A	6.00%
3/13/2011	4.50%	N/A	N/A	N/A	N/A	5.73%	N/A	6.00%
3/12/2011	4.50%	N/A	N/A	N/A	N/A	5.73%	N/A	6.00%
3/11/2011	4.50%	N/A	N/A	N/A	N/A	5.73%	N/A	6.00%
3/10/2011	4.50%	N/A	N/A	N/A	N/A	5.73%	N/A	6.00%
3/9/2011	4.50%	N/A	N/A	N/A	N/A	5.73%	N/A	6.00%
3/8/2011	4.50%	N/A	N/A	N/A	N/A	5.73%	N/A	6.00%
3/7/2011	4.50%	N/A	N/A	N/A	N/A	5.73%	N/A	6.00%
3/6/2011	4.50%	N/A	N/A	N/A	N/A	5.73%	N/A	6.00%
3/5/2011	4.50%	N/A	N/A	N/A	N/A	5.73%	N/A	6.00%
3/4/2011	4.50%	N/A	N/A	N/A	N/A	5.73%	N/A	6.00%
3/3/2011	4.50%	N/A	N/A	N/A	N/A	5.73%	N/A	6.00%
3/2/2011	4.50%	N/A	N/A	N/A	N/A	5.73%	N/A	6.00%
3/1/2011	4.50%	N/A	N/A	N/A	N/A	5.73%	N/A	6.00%
2/28/2011	4.50%	N/A	N/A	N/A	N/A	5.73%	N/A	6.00%
2/27/2011	4.50%	N/A	N/A	N/A	N/A	5.73%	N/A	6.00%
2/26/2011	4.50%	N/A	N/A	N/A	N/A	5.73%	N/A	6.00%
2/25/2011	4.50%	N/A	N/A	N/A	N/A	5.73%	N/A	6.00%
2/24/2011	4.50%	N/A	N/A	N/A	N/A	5.73%	N/A	6.00%
2/23/2011	4.50%	N/A	N/A	N/A	N/A	5.73%	N/A	6.00%
2/22/2011	4.50%	N/A	N/A	N/A	N/A	5.73%	N/A	6.00%
2/21/2011	4.50%	N/A	N/A	N/A	N/A	5.73%	N/A	6.00%
2/20/2011	4.50%	N/A	N/A	N/A	N/A	5.73%	N/A	6.00%
2/19/2011	4.50%	N/A	N/A	N/A	N/A	5.73%	N/A	6.00%

**ThomsonOne Data**  
**Consensus EPS Long Term Growth - Mean**

Date	Boardwalk Pipeline Partners LP	Columbia Pipeline Partners LP	Enable Midstream Partners LP	EQT Midstream Partners LP	Tallgrass Energy Partners LP	TC Pipelines LP	Kinder Morgan Inc	Spectra Energy Partners LP
	BWP	CPPL	ENBL	EQM	TEP	TCP	KMI	SEP
2/18/2011	4.50%	N/A	N/A	N/A	N/A	5.73%	N/A	6.00%
2/17/2011	4.50%	N/A	N/A	N/A	N/A	5.73%	N/A	6.00%
2/16/2011	4.50%	N/A	N/A	N/A	N/A	5.73%	N/A	6.00%
2/15/2011	4.50%	N/A	N/A	N/A	N/A	5.73%	N/A	6.00%
2/14/2011	4.50%	N/A	N/A	N/A	N/A	5.40%	N/A	6.00%
2/13/2011	4.50%	N/A	N/A	N/A	N/A	5.40%	N/A	6.00%
2/12/2011	4.50%	N/A	N/A	N/A	N/A	5.40%	N/A	6.00%
2/11/2011	4.50%	N/A	N/A	N/A	N/A	5.40%	N/A	6.00%
2/10/2011	4.50%	N/A	N/A	N/A	N/A	5.40%	N/A	6.00%
2/9/2011	4.50%	N/A	N/A	N/A	N/A	5.40%	N/A	6.00%
2/8/2011	4.50%	N/A	N/A	N/A	N/A	5.40%	N/A	6.00%
2/7/2011	5.00%	N/A	N/A	N/A	N/A	5.40%	N/A	6.20%
2/6/2011	5.00%	N/A	N/A	N/A	N/A	5.40%	N/A	6.20%
2/5/2011	5.00%	N/A	N/A	N/A	N/A	5.40%	N/A	6.20%
2/4/2011	5.00%	N/A	N/A	N/A	N/A	5.40%	N/A	6.20%
2/3/2011	5.00%	N/A	N/A	N/A	N/A	5.40%	N/A	6.20%
2/2/2011	5.00%	N/A	N/A	N/A	N/A	4.50%	N/A	6.20%
2/1/2011	5.00%	N/A	N/A	N/A	N/A	4.50%	N/A	6.20%
1/31/2011	5.00%	N/A	N/A	N/A	N/A	4.50%	N/A	6.20%
1/30/2011	5.00%	N/A	N/A	N/A	N/A	4.50%	N/A	6.20%
1/29/2011	5.00%	N/A	N/A	N/A	N/A	4.50%	N/A	6.20%
1/28/2011	5.00%	N/A	N/A	N/A	N/A	4.50%	N/A	6.20%
1/27/2011	5.00%	N/A	N/A	N/A	N/A	4.50%	N/A	6.20%
1/26/2011	5.00%	N/A	N/A	N/A	N/A	4.50%	N/A	6.20%
1/25/2011	5.00%	N/A	N/A	N/A	N/A	4.50%	N/A	6.20%
1/24/2011	5.00%	N/A	N/A	N/A	N/A	4.50%	N/A	6.20%
1/23/2011	5.00%	N/A	N/A	N/A	N/A	4.50%	N/A	6.20%
1/22/2011	5.00%	N/A	N/A	N/A	N/A	4.50%	N/A	6.20%
1/21/2011	5.00%	N/A	N/A	N/A	N/A	4.50%	N/A	6.20%
1/20/2011	5.00%	N/A	N/A	N/A	N/A	4.50%	N/A	6.20%
1/19/2011	5.00%	N/A	N/A	N/A	N/A	4.50%	N/A	6.20%
1/18/2011	5.00%	N/A	N/A	N/A	N/A	4.50%	N/A	6.20%
1/17/2011	5.00%	N/A	N/A	N/A	N/A	4.50%	N/A	6.20%
1/16/2011	5.00%	N/A	N/A	N/A	N/A	4.50%	N/A	6.20%
1/15/2011	5.00%	N/A	N/A	N/A	N/A	4.50%	N/A	6.20%
1/14/2011	5.00%	N/A	N/A	N/A	N/A	4.50%	N/A	6.20%
1/13/2011	5.00%	N/A	N/A	N/A	N/A	4.50%	N/A	6.20%
1/12/2011	5.00%	N/A	N/A	N/A	N/A	4.50%	N/A	6.20%



**ThomsonOne Data**  
**Consensus EPS Long Term Growth - Mean**

Date	Boardwalk Pipeline Partners LP	Columbia Pipeline Partners LP	Enable Midstream Partners LP	EQT Midstream Partners LP	Tallgrass Energy Partners LP	TC Pipelines LP	Kinder Morgan Inc	Spectra Energy Partners LP
	BWP	CPPL	ENBL	EQM	TEP	TCP	KMI	SEP
1/11/2011	5.00%	N/A	N/A	N/A	N/A	4.50%	N/A	6.20%
1/10/2011	5.00%	N/A	N/A	N/A	N/A	4.50%	N/A	6.20%
1/9/2011	5.00%	N/A	N/A	N/A	N/A	4.50%	N/A	6.20%
1/8/2011	5.00%	N/A	N/A	N/A	N/A	4.50%	N/A	6.20%
1/7/2011	5.00%	N/A	N/A	N/A	N/A	4.50%	N/A	6.20%
1/6/2011	5.00%	N/A	N/A	N/A	N/A	4.50%	N/A	6.20%
1/5/2011	5.00%	N/A	N/A	N/A	N/A	4.50%	N/A	6.20%
1/4/2011	5.00%	N/A	N/A	N/A	N/A	4.50%	N/A	6.20%
1/3/2011	5.00%	N/A	N/A	N/A	N/A	4.50%	N/A	6.20%
1/2/2011	5.00%	N/A	N/A	N/A	N/A	4.50%	N/A	6.20%
1/1/2011	5.00%	N/A	N/A	N/A	N/A	4.50%	N/A	6.20%

Source: Thomson Reuters. Accessed via ThomsonOne using Thomson Reuters Spreadsheet Link.

**ThomsonOne Data**  
Number of Analysts Estimates

Date	Boardwalk Pipeline Partners LP	Columbia Pipeline Partners LP	Enable Midstream Partners LP	EQT Midstream Partners LP	Tallgrass Energy Partners LP	TC Pipelines LP	Kinder Morgan Inc	Spectra Energy Partners LP
	BWP	CPPL	ENBL	EQM	TEP	TCP	KMI	SEP
12/2/2015	2	1	1	4	3	2	1	2
12/1/2015	2	1	1	4	3	2	1	2
11/30/2015	2	1	1	4	3	2	1	2
11/29/2015	2	1	1	4	3	2	1	2
11/28/2015	2	1	1	4	3	2	1	2
11/27/2015	2	1	1	4	3	2	1	2
11/26/2015	2	1	1	4	3	2	1	2
11/25/2015	2	1	1	4	3	2	1	2
11/24/2015	2	1	1	4	3	2	1	2
11/23/2015	2	1	1	4	3	2	1	2
11/22/2015	2	1	1	4	3	2	1	2
11/21/2015	2	1	1	4	3	2	1	2
11/20/2015	2	1	1	4	3	2	1	2
11/19/2015	2	1	1	4	3	2	1	2
11/18/2015	2	1	1	4	3	2	1	2
11/17/2015	2	1	1	4	2	2	1	2
11/16/2015	2	1	1	4	2	2	1	2
11/15/2015	2	1	1	3	2	2	1	2
11/14/2015	2	1	1	3	2	2	1	2
11/13/2015	2	1	1	3	2	2	1	2
11/12/2015	2	1	1	3	2	2	1	2
11/11/2015	2	1	1	3	2	2	1	2
11/10/2015	2	1	1	3	2	2	1	2
11/9/2015	2	1	1	3	2	2	1	2
11/8/2015	2	1	1	3	2	2	1	2
11/7/2015	2	1	1	3	2	2	1	2
11/6/2015	2	1	1	3	2	2	1	2
11/5/2015	2	1	1	3	2	2	1	2
11/4/2015	2	1	2	3	2	2	1	2
11/3/2015	2	1	2	3	2	2	1	2
11/2/2015	2	1	2	3	2	2	1	2
11/1/2015	2	1	2	3	2	2	1	2
10/31/2015	2	1	2	3	2	2	1	2
10/30/2015	2	1	2	3	2	2	1	2
10/29/2015	2	1	2	3	2	2	1	2
10/28/2015	2	1	2	3	2	2	1	2
10/27/2015	2	1	2	3	2	2	1	2
10/26/2015	2	1	2	3	2	2	1	2

**ThomsonOne Data**  
Number of Analysts Estimates

Date	Boardwalk Pipeline Partners LP	Columbia Pipeline Partners LP	Enable Midstream Partners LP	EQT Midstream Partners LP	Tallgrass Energy Partners LP	TC Pipelines LP	Kinder Morgan Inc	Spectra Energy Partners LP
	BWP	CPPL	ENBL	EQM	TEP	TCP	KMI	SEP
10/25/2015	2	1	2	3	2	2	1	2
10/24/2015	2	1	2	3	2	2	1	2
10/23/2015	2	1	2	3	2	2	1	2
10/22/2015	2	1	2	3	2	2	1	2
10/21/2015	2	1	2	3	2	2	1	2
10/20/2015	2	1	2	3	2	2	1	2
10/19/2015	2	1	2	3	2	2	1	2
10/18/2015	2	1	2	3	2	2	1	2
10/17/2015	2	1	2	3	2	2	1	2
10/16/2015	2	1	2	3	2	2	1	2
10/15/2015	2	1	2	3	2	2	1	2
10/14/2015	2	1	2	3	2	2	1	2
10/13/2015	2	1	2	3	2	2	1	2
10/12/2015	2	1	2	3	1	2	1	2
10/11/2015	2	1	2	3	1	2	1	2
10/10/2015	2	1	2	3	1	2	1	2
10/9/2015	2	1	2	3	1	2	1	2
10/8/2015	2	1	2	3	1	2	1	2
10/7/2015	2	1	2	3	1	2	1	2
10/6/2015	2	1	2	3	1	2	1	2
10/5/2015	2	1	2	3	1	2	1	2
10/4/2015	2	1	2	3	1	2	1	2
10/3/2015	2	1	2	3	1	2	1	2
10/2/2015	2	1	2	3	1	2	1	2
10/1/2015	2	1	2	3	1	2	1	2
9/30/2015	2	1	2	3	1	2	1	2
9/29/2015	2	1	2	3	1	2	1	2
9/28/2015	2	1	2	3	1	2	1	2
9/27/2015	2	1	2	3	1	2	1	2
9/26/2015	2	1	2	3	1	2	1	2
9/25/2015	2	1	2	3	1	2	1	2
9/24/2015	2	1	2	3	1	2	1	2
9/23/2015	2	1	2	3	1	2	1	2
9/22/2015	2	1	2	3	1	2	1	2
9/21/2015	2	1	2	3	1	2	1	2
9/20/2015	2	1	2	3	1	2	1	2
9/19/2015	2	1	2	3	1	2	1	2
9/18/2015	2	1	2	3	1	2	1	2

**ThomsonOne Data**  
Number of Analysts Estimates

Date	Boardwalk Pipeline Partners LP	Columbia Pipeline Partners LP	Enable Midstream Partners LP	EQT Midstream Partners LP	Tallgrass Energy Partners LP	TC Pipelines LP	Kinder Morgan Inc	Spectra Energy Partners LP
	BWP	CPPL	ENBL	EQM	TEP	TCP	KMI	SEP
9/17/2015	2	1	2	3	1	2	1	2
9/16/2015	2	1	2	3	1	2	1	2
9/15/2015	2	1	2	3	1	2	2	2
9/14/2015	2	1	2	3	1	2	2	2
9/13/2015	2	1	2	3	1	2	2	2
9/12/2015	2	1	2	3	1	2	2	2
9/11/2015	2	1	2	3	1	2	2	2
9/10/2015	2	1	2	3	1	2	2	2
9/9/2015	2	1	2	3	1	2	2	2
9/8/2015	2	1	2	3	1	2	2	2
9/7/2015	2	1	2	3	1	2	2	2
9/6/2015	2	1	2	3	1	2	2	2
9/5/2015	2	1	2	3	1	2	2	2
9/4/2015	2	1	2	3	1	2	2	2
9/3/2015	2	1	2	3	1	2	2	2
9/2/2015	2	1	2	3	1	2	2	2
9/1/2015	2	1	2	3	1	2	2	2
8/31/2015	2	1	2	3	1	2	2	2
8/30/2015	2	1	2	3	1	2	2	2
8/29/2015	2	1	2	3	1	2	2	2
8/28/2015	2	1	2	3	1	2	2	2
8/27/2015	2	1	2	3	1	2	2	2
8/26/2015	2	1	2	3	1	2	2	2
8/25/2015	2	1	2	3	1	2	2	2
8/24/2015	2	1	2	3	1	2	2	2
8/23/2015	2	1	2	3	1	2	2	1
8/22/2015	2	1	2	3	1	2	2	1
8/21/2015	2	1	2	3	1	2	2	1
8/20/2015	2	1	2	3	1	2	2	1
8/19/2015	2	1	2	3	1	2	2	1
8/18/2015	2	1	2	3	1	2	2	1
8/17/2015	2	1	2	3	1	2	2	1
8/16/2015	2	1	2	3	1	2	2	1
8/15/2015	2	1	2	3	1	2	2	1
8/14/2015	2	1	2	3	1	2	2	1
8/13/2015	2	1	2	3	1	2	2	1
8/12/2015	2	1	3	3	1	2	2	1
8/11/2015	2	1	3	3	1	2	2	1

**ThomsonOne Data**  
Number of Analysts Estimates

Date	Boardwalk Pipeline Partners LP	Columbia Pipeline Partners LP	Enable Midstream Partners LP	EQT Midstream Partners LP	Tallgrass Energy Partners LP	TC Pipelines LP	Kinder Morgan Inc	Spectra Energy Partners LP
	BWP	CPPL	ENBL	EQM	TEP	TCP	KMI	SEP
8/10/2015	2	1	3	3	1	2	2	1
8/9/2015	2	1	3	3	1	2	2	1
8/8/2015	2	1	3	3	1	2	2	1
8/7/2015	2	1	3	3	1	2	2	1
8/6/2015	2	1	3	3	1	1	2	1
8/5/2015	2	1	3	3	1	1	2	1
8/4/2015	2	1	3	3	1	1	2	1
8/3/2015	2	N/A	3	3	1	1	2	1
8/2/2015	2	N/A	3	3	1	1	2	1
8/1/2015	2	N/A	3	3	1	1	2	1
7/31/2015	2	N/A	3	3	1	1	2	1
7/30/2015	2	N/A	3	3	1	1	2	1
7/29/2015	2	N/A	3	3	1	1	2	1
7/28/2015	2	N/A	3	3	1	1	2	1
7/27/2015	2	N/A	3	3	1	1	2	1
7/26/2015	2	N/A	3	3	1	1	2	1
7/25/2015	2	N/A	3	3	1	1	2	1
7/24/2015	2	N/A	3	3	1	1	2	1
7/23/2015	2	N/A	3	3	1	1	2	1
7/22/2015	2	N/A	3	3	1	1	2	1
7/21/2015	2	N/A	3	3	1	1	2	1
7/20/2015	2	N/A	3	3	1	1	2	1
7/19/2015	2	N/A	3	3	1	1	2	1
7/18/2015	2	N/A	3	3	1	1	2	1
7/17/2015	2	N/A	3	3	1	1	2	1
7/16/2015	2	N/A	3	3	1	1	2	1
7/15/2015	2	N/A	3	3	1	1	2	1
7/14/2015	2	N/A	3	3	1	1	2	2
7/13/2015	2	N/A	3	3	1	1	2	2
7/12/2015	1	N/A	2	2	1	1	1	1
7/11/2015	1	N/A	2	2	1	1	1	1
7/10/2015	1	N/A	2	2	1	1	1	1
7/9/2015	1	N/A	2	2	1	1	1	1
7/8/2015	1	N/A	2	2	1	1	1	1
7/7/2015	1	N/A	2	2	1	1	1	1
7/6/2015	1	N/A	2	2	1	1	1	1
7/5/2015	1	N/A	2	2	1	1	1	1
7/4/2015	1	N/A	2	2	1	1	1	1

**ThomsonOne Data**  
Number of Analysts Estimates

Date	Boardwalk Pipeline Partners LP	Columbia Pipeline Partners LP	Enable Midstream Partners LP	EQT Midstream Partners LP	Tallgrass Energy Partners LP	TC Pipelines LP	Kinder Morgan Inc	Spectra Energy Partners LP
	BWP	CPPL	ENBL	EQM	TEP	TCP	KMI	SEP
7/3/2015	1	N/A	2	2	1	1	1	1
7/2/2015	1	N/A	2	2	1	1	1	1
7/1/2015	1	N/A	2	2	1	1	1	1
6/30/2015	1	N/A	2	2	1	1	1	1
6/29/2015	1	N/A	2	2	1	1	1	1
6/28/2015	1	N/A	2	2	1	1	1	1
6/27/2015	1	N/A	2	2	1	1	1	1
6/26/2015	1	N/A	2	2	1	1	1	1
6/25/2015	1	N/A	2	2	1	1	1	1
6/24/2015	1	N/A	2	2	1	1	1	1
6/23/2015	1	N/A	2	2	1	1	1	1
6/22/2015	1	N/A	2	1	1	1	1	1
6/21/2015	1	N/A	2	1	1	1	1	1
6/20/2015	1	N/A	2	1	1	1	1	1
6/19/2015	1	N/A	2	1	1	1	1	1
6/18/2015	1	N/A	2	1	1	1	1	1
6/17/2015	1	N/A	2	1	1	1	1	1
6/16/2015	1	N/A	2	1	1	1	1	1
6/15/2015	1	N/A	2	1	1	1	1	1
6/14/2015	1	N/A	2	1	1	1	1	1
6/13/2015	1	N/A	2	1	1	1	1	1
6/12/2015	1	N/A	2	1	1	1	1	1
6/11/2015	1	N/A	2	1	1	1	1	1
6/10/2015	1	N/A	2	1	1	1	1	1
6/9/2015	1	N/A	2	1	1	1	1	1
6/8/2015	1	N/A	2	1	1	1	1	1
6/7/2015	1	N/A	2	1	1	1	1	1
6/6/2015	1	N/A	2	1	1	1	1	1
6/5/2015	1	N/A	2	1	1	1	1	1
6/4/2015	1	N/A	2	1	1	1	1	1
6/3/2015	1	N/A	2	1	1	1	1	1
6/2/2015	1	N/A	2	1	1	1	1	1
6/1/2015	1	N/A	2	1	1	1	1	1
5/31/2015	1	N/A	2	1	1	1	1	1
5/30/2015	1	N/A	2	1	1	1	1	1
5/29/2015	1	N/A	2	1	1	1	1	1
5/28/2015	1	N/A	2	1	1	1	1	1
5/27/2015	1	N/A	2	1	1	1	1	1

**ThomsonOne Data**  
Number of Analysts Estimates

Date	Boardwalk Pipeline Partners LP	Columbia Pipeline Partners LP	Enable Midstream Partners LP	EQT Midstream Partners LP	Tallgrass Energy Partners LP	TC Pipelines LP	Kinder Morgan Inc	Spectra Energy Partners LP
	BWP	CPPL	ENBL	EQM	TEP	TCP	KMI	SEP
5/26/2015	1	N/A	2	1	1	1	1	1
5/25/2015	1	N/A	2	1	1	1	1	1
5/24/2015	1	N/A	2	1	1	1	1	1
5/23/2015	1	N/A	2	1	1	1	1	1
5/22/2015	1	N/A	2	1	1	1	1	1
5/21/2015	1	N/A	2	1	1	1	1	1
5/20/2015	1	N/A	2	1	1	1	1	1
5/19/2015	1	N/A	2	1	1	1	1	1
5/18/2015	1	N/A	2	1	1	1	1	1
5/17/2015	1	N/A	2	1	1	1	1	1
5/16/2015	1	N/A	2	1	1	1	1	1
5/15/2015	1	N/A	2	1	1	1	1	1
5/14/2015	1	N/A	2	1	1	1	1	1
5/13/2015	1	N/A	2	1	1	1	1	1
5/12/2015	1	N/A	2	1	1	1	1	1
5/11/2015	1	N/A	2	1	1	1	1	1
5/10/2015	1	N/A	2	1	1	1	1	1
5/9/2015	1	N/A	2	1	1	1	1	1
5/8/2015	1	N/A	2	1	1	1	1	1
5/7/2015	1	N/A	1	1	1	2	1	1
5/6/2015	1	N/A	1	1	1	2	1	1
5/5/2015	2	N/A	1	1	1	2	1	1
5/4/2015	1	N/A	1	1	1	2	1	1
5/3/2015	1	N/A	1	1	1	2	1	1
5/2/2015	1	N/A	1	1	1	2	1	1
5/1/2015	1	N/A	1	1	1	2	1	1
4/30/2015	1	N/A	1	1	1	2	1	1
4/29/2015	1	N/A	1	1	1	2	1	1
4/28/2015	1	N/A	1	1	1	2	1	1
4/27/2015	1	N/A	1	1	1	2	1	1
4/26/2015	1	N/A	1	1	1	2	1	1
4/25/2015	1	N/A	1	1	1	2	1	1
4/24/2015	1	N/A	1	1	1	2	1	1
4/23/2015	1	N/A	1	1	1	2	1	1
4/22/2015	1	N/A	1	1	1	2	1	1
4/21/2015	1	N/A	1	1	1	2	1	1
4/20/2015	1	N/A	1	1	1	2	1	1
4/19/2015	1	N/A	1	1	1	2	1	1

**ThomsonOne Data**  
Number of Analysts Estimates

Date	Boardwalk Pipeline Partners LP	Columbia Pipeline Partners LP	Enable Midstream Partners LP	EQT Midstream Partners LP	Tallgrass Energy Partners LP	TC Pipelines LP	Kinder Morgan Inc	Spectra Energy Partners LP
	BWP	CPPL	ENBL	EQM	TEP	TCP	KMI	SEP
4/18/2015	1	N/A	1	1	1	2	1	1
4/17/2015	1	N/A	1	1	1	2	1	1
4/16/2015	1	N/A	1	1	1	2	1	1
4/15/2015	1	N/A	1	1	1	2	1	1
4/14/2015	1	N/A	1	1	1	2	1	1
4/13/2015	1	N/A	1	1	1	2	1	1
4/12/2015	1	N/A	1	1	1	2	1	1
4/11/2015	1	N/A	1	1	1	2	1	1
4/10/2015	1	N/A	1	1	1	2	1	1
4/9/2015	1	N/A	1	1	1	2	1	1
4/8/2015	1	N/A	1	1	1	2	1	1
4/7/2015	1	N/A	1	1	1	2	1	1
4/6/2015	1	N/A	1	1	1	2	1	1
4/5/2015	1	N/A	1	1	1	2	1	1
4/4/2015	1	N/A	1	1	1	2	1	1
4/3/2015	1	N/A	1	1	1	2	1	1
4/2/2015	1	N/A	1	1	1	2	1	1
4/1/2015	1	N/A	1	1	1	2	1	1
3/31/2015	1	N/A	1	1	1	2	1	1
3/30/2015	1	N/A	1	1	1	2	1	1
3/29/2015	1	N/A	1	1	1	2	1	1
3/28/2015	1	N/A	1	1	1	2	1	1
3/27/2015	1	N/A	1	1	1	2	1	1
3/26/2015	1	N/A	1	1	1	2	1	1
3/25/2015	1	N/A	1	1	1	2	1	1
3/24/2015	1	N/A	1	1	1	2	1	1
3/23/2015	1	N/A	1	1	1	2	1	1
3/22/2015	1	N/A	1	1	1	2	1	1
3/21/2015	1	N/A	1	1	1	2	1	1
3/20/2015	1	N/A	1	1	1	2	1	1
3/19/2015	1	N/A	1	1	1	2	1	1
3/18/2015	1	N/A	1	1	1	2	1	1
3/17/2015	1	N/A	1	1	1	2	1	1
3/16/2015	1	N/A	1	1	1	2	1	1
3/15/2015	1	N/A	1	1	1	2	1	1
3/14/2015	1	N/A	1	1	1	2	1	1
3/13/2015	1	N/A	1	1	1	2	1	1
3/12/2015	1	N/A	1	1	1	2	1	1



**ThomsonOne Data**  
Number of Analysts Estimates

Date	Boardwalk Pipeline Partners LP	Columbia Pipeline Partners LP	Enable Midstream Partners LP	EQT Midstream Partners LP	Tallgrass Energy Partners LP	TC Pipelines LP	Kinder Morgan Inc	Spectra Energy Partners LP
	BWP	CPPL	ENBL	EQM	TEP	TCP	KMI	SEP
3/11/2015	1	N/A	1	1	1	2	1	1
3/10/2015	1	N/A	1	1	1	2	1	1
3/9/2015	1	N/A	1	1	1	2	1	1
3/8/2015	1	N/A	1	1	1	2	1	1
3/7/2015	1	N/A	1	1	1	2	1	1
3/6/2015	1	N/A	1	1	1	2	1	1
3/5/2015	1	N/A	1	1	1	2	1	1
3/4/2015	1	N/A	1	1	1	2	1	1
3/3/2015	1	N/A	1	1	1	2	1	1
3/2/2015	1	N/A	1	1	1	2	1	1
3/1/2015	1	N/A	1	1	1	2	1	1
2/28/2015	1	N/A	1	1	1	2	1	1
2/27/2015	1	N/A	1	1	1	2	1	1
2/26/2015	1	N/A	1	1	1	2	1	1
2/25/2015	1	N/A	1	1	1	2	1	1
2/24/2015	1	N/A	1	1	1	2	1	1
2/23/2015	1	N/A	1	1	1	2	1	1
2/22/2015	1	N/A	1	1	2	2	1	1
2/21/2015	1	N/A	1	1	2	2	1	1
2/20/2015	1	N/A	1	1	2	2	1	1
2/19/2015	1	N/A	1	1	2	2	1	1
2/18/2015	1	N/A	1	1	2	2	1	1
2/17/2015	1	N/A	1	1	2	2	1	1
2/16/2015	1	N/A	1	1	2	2	1	1
2/15/2015	1	N/A	1	1	2	2	1	1
2/14/2015	1	N/A	1	1	2	2	1	1
2/13/2015	1	N/A	1	1	2	2	1	1
2/12/2015	1	N/A	1	2	2	2	1	1
2/11/2015	1	N/A	1	2	2	2	1	1
2/10/2015	1	N/A	1	2	2	2	1	1
2/9/2015	1	N/A	1	2	2	2	1	2
2/8/2015	1	N/A	1	2	2	2	1	2
2/7/2015	1	N/A	1	2	2	2	1	2
2/6/2015	1	N/A	1	2	2	2	1	2
2/5/2015	1	N/A	1	2	2	2	1	2
2/4/2015	1	N/A	1	2	2	2	1	2
2/3/2015	1	N/A	1	2	2	2	1	2
2/2/2015	1	N/A	1	2	2	2	1	2

**ThomsonOne Data**  
Number of Analysts Estimates

Date	Boardwalk Pipeline Partners LP	Columbia Pipeline Partners LP	Enable Midstream Partners LP	EQT Midstream Partners LP	Tallgrass Energy Partners LP	TC Pipelines LP	Kinder Morgan Inc	Spectra Energy Partners LP
	BWP	CPPL	ENBL	EQM	TEP	TCP	KMI	SEP
2/1/2015	1	N/A	1	2	2	2	1	2
1/31/2015	1	N/A	1	2	2	2	1	2
1/30/2015	1	N/A	1	2	2	2	1	2
1/29/2015	1	N/A	1	2	2	2	1	2
1/28/2015	1	N/A	1	2	2	2	1	2
1/27/2015	1	N/A	1	2	2	2	1	2
1/26/2015	1	N/A	1	2	2	2	1	2
1/25/2015	1	N/A	1	2	2	2	1	2
1/24/2015	1	N/A	1	2	2	2	1	2
1/23/2015	1	N/A	1	2	2	2	1	2
1/22/2015	1	N/A	1	2	2	2	1	2
1/21/2015	1	N/A	1	2	2	2	1	2
1/20/2015	1	N/A	1	2	2	2	1	2
1/19/2015	1	N/A	1	2	2	2	1	2
1/18/2015	1	N/A	1	2	2	2	1	2
1/17/2015	1	N/A	1	2	2	2	1	2
1/16/2015	1	N/A	1	2	2	2	1	2
1/15/2015	1	N/A	1	2	2	2	1	2
1/14/2015	1	N/A	1	2	2	2	1	2
1/13/2015	1	N/A	1	2	2	2	1	2
1/12/2015	1	N/A	1	2	2	2	1	2
1/11/2015	1	N/A	1	2	2	2	1	2
1/10/2015	1	N/A	1	2	2	2	1	2
1/9/2015	1	N/A	1	2	2	2	1	2
1/8/2015	1	N/A	1	2	2	2	1	2
1/7/2015	1	N/A	1	2	2	2	1	2
1/6/2015	1	N/A	1	2	2	2	1	2
1/5/2015	1	N/A	1	2	2	2	1	2
1/4/2015	1	N/A	1	2	2	2	1	2
1/3/2015	1	N/A	1	2	2	2	1	2
1/2/2015	1	N/A	1	2	2	2	1	2
1/1/2015	1	N/A	1	2	2	2	1	2
12/31/2014	1	N/A	1	2	2	2	1	2
12/30/2014	1	N/A	1	2	2	2	1	2
12/29/2014	1	N/A	1	2	2	2	1	2
12/28/2014	1	N/A	1	2	2	2	1	2
12/27/2014	1	N/A	1	2	2	2	1	2
12/26/2014	1	N/A	1	2	2	2	1	2

**ThomsonOne Data**  
Number of Analysts Estimates

Date	Boardwalk Pipeline Partners LP	Columbia Pipeline Partners LP	Enable Midstream Partners LP	EQT Midstream Partners LP	Tallgrass Energy Partners LP	TC Pipelines LP	Kinder Morgan Inc	Spectra Energy Partners LP
	BWP	CPPL	ENBL	EQM	TEP	TCP	KMI	SEP
12/25/2014	1	N/A	1	2	2	2	1	2
12/24/2014	1	N/A	1	2	2	2	1	2
12/23/2014	1	N/A	1	2	2	2	1	2
12/22/2014	1	N/A	1	2	2	2	1	2
12/21/2014	1	N/A	1	2	2	2	1	2
12/20/2014	1	N/A	1	2	2	2	1	2
12/19/2014	1	N/A	1	2	2	2	1	2
12/18/2014	1	N/A	1	2	2	2	1	2
12/17/2014	1	N/A	1	2	2	2	1	2
12/16/2014	1	N/A	1	2	2	2	1	2
12/15/2014	1	N/A	1	2	2	2	1	2
12/14/2014	1	N/A	1	2	2	2	1	2
12/13/2014	1	N/A	1	2	2	2	1	2
12/12/2014	1	N/A	1	2	2	2	1	2
12/11/2014	1	N/A	1	2	2	2	1	2
12/10/2014	1	N/A	1	2	3	2	1	2
12/9/2014	1	N/A	1	2	3	2	1	2
12/8/2014	1	N/A	1	2	3	2	1	2
12/7/2014	1	N/A	1	2	3	2	1	2
12/6/2014	1	N/A	1	2	3	2	1	2
12/5/2014	1	N/A	1	2	3	2	1	2
12/4/2014	1	N/A	1	2	3	2	1	2
12/3/2014	1	N/A	1	2	3	2	1	2
12/2/2014	1	N/A	1	2	3	2	1	2
12/1/2014	1	N/A	1	2	3	2	1	2
11/30/2014	1	N/A	1	2	3	2	1	2
11/29/2014	1	N/A	1	2	3	2	1	2
11/28/2014	1	N/A	1	2	3	2	1	2
11/27/2014	1	N/A	1	2	3	2	1	2
11/26/2014	1	N/A	1	2	3	2	1	2
11/25/2014	1	N/A	1	2	3	2	1	2
11/24/2014	1	N/A	1	2	3	2	1	2
11/23/2014	1	N/A	1	2	3	2	1	2
11/22/2014	1	N/A	1	2	3	2	1	2
11/21/2014	1	N/A	1	2	3	2	1	2
11/20/2014	1	N/A	1	2	3	2	1	2
11/19/2014	1	N/A	1	2	3	2	1	2
11/18/2014	1	N/A	1	2	3	2	1	2

**ThomsonOne Data**  
Number of Analysts Estimates

Date	Boardwalk Pipeline Partners LP	Columbia Pipeline Partners LP	Enable Midstream Partners LP	EQT Midstream Partners LP	Tallgrass Energy Partners LP	TC Pipelines LP	Kinder Morgan Inc	Spectra Energy Partners LP
	BWP	CPPL	ENBL	EQM	TEP	TCP	KMI	SEP
11/17/2014	1	N/A	1	2	3	2	1	2
11/16/2014	1	N/A	1	2	3	2	1	1
11/15/2014	1	N/A	1	2	3	2	1	1
11/14/2014	1	N/A	1	2	3	2	1	1
11/13/2014	1	N/A	1	2	3	2	1	1
11/12/2014	1	N/A	1	2	3	2	1	1
11/11/2014	1	N/A	1	2	3	2	1	1
11/10/2014	1	N/A	1	2	2	2	1	1
11/9/2014	1	N/A	1	2	2	2	1	1
11/8/2014	1	N/A	1	2	2	2	1	1
11/7/2014	1	N/A	1	2	2	2	1	1
11/6/2014	1	N/A	1	2	2	2	1	1
11/5/2014	1	N/A	1	2	2	2	1	1
11/4/2014	1	N/A	1	2	2	2	1	1
11/3/2014	1	N/A	1	2	2	2	1	1
11/2/2014	1	N/A	1	2	2	2	1	1
11/1/2014	1	N/A	1	2	2	2	1	1
10/31/2014	1	N/A	1	2	2	2	1	1
10/30/2014	1	N/A	1	2	2	2	1	1
10/29/2014	1	N/A	1	2	2	2	1	1
10/28/2014	1	N/A	1	2	2	2	1	1
10/27/2014	1	N/A	1	2	2	2	1	1
10/26/2014	1	N/A	1	2	2	3	1	1
10/25/2014	1	N/A	1	2	2	3	1	1
10/24/2014	1	N/A	1	2	2	3	1	1
10/23/2014	1	N/A	1	3	2	3	1	1
10/22/2014	1	N/A	1	3	2	3	1	1
10/21/2014	1	N/A	1	3	2	3	1	1
10/20/2014	1	N/A	1	3	2	3	1	1
10/19/2014	1	N/A	1	3	2	3	1	1
10/18/2014	1	N/A	1	3	2	3	1	1
10/17/2014	1	N/A	1	3	2	3	1	1
10/16/2014	1	N/A	1	3	2	3	1	1
10/15/2014	1	N/A	1	3	2	3	1	1
10/14/2014	1	N/A	1	3	2	3	1	1
10/13/2014	1	N/A	1	3	2	3	1	1
10/12/2014	1	N/A	1	3	2	3	1	1
10/11/2014	1	N/A	1	3	2	3	1	1

**ThomsonOne Data**  
Number of Analysts Estimates

Date	Boardwalk Pipeline Partners LP	Columbia Pipeline Partners LP	Enable Midstream Partners LP	EQT Midstream Partners LP	Tallgrass Energy Partners LP	TC Pipelines LP	Kinder Morgan Inc	Spectra Energy Partners LP
	BWP	CPPL	ENBL	EQM	TEP	TCP	KMI	SEP
10/10/2014	1	N/A	1	3	2	3	1	1
10/9/2014	1	N/A	1	3	2	3	1	1
10/8/2014	1	N/A	1	3	2	3	1	1
10/7/2014	1	N/A	1	3	2	3	1	1
10/6/2014	1	N/A	1	3	2	3	1	1
10/5/2014	1	N/A	1	3	2	3	2	1
10/4/2014	1	N/A	1	3	2	3	2	1
10/3/2014	1	N/A	1	3	2	3	2	1
10/2/2014	1	N/A	1	3	2	3	2	1
10/1/2014	1	N/A	1	3	2	3	1	1
9/30/2014	1	N/A	1	3	2	3	1	1
9/29/2014	1	N/A	1	3	2	3	1	1
9/28/2014	1	N/A	1	3	2	3	1	1
9/27/2014	1	N/A	1	3	2	3	1	1
9/26/2014	1	N/A	1	3	2	3	1	1
9/25/2014	1	N/A	1	3	2	3	1	1
9/24/2014	1	N/A	1	3	2	3	1	1
9/23/2014	1	N/A	1	3	2	3	1	1
9/22/2014	1	N/A	1	3	2	3	1	1
9/21/2014	1	N/A	1	3	2	3	2	1
9/20/2014	1	N/A	1	3	2	3	2	1
9/19/2014	1	N/A	1	3	2	3	2	1
9/18/2014	1	N/A	1	3	2	3	2	1
9/17/2014	1	N/A	1	3	2	3	2	1
9/16/2014	1	N/A	1	3	2	3	2	1
9/15/2014	2	N/A	1	3	2	3	2	1
9/14/2014	2	N/A	1	3	2	3	2	1
9/13/2014	2	N/A	1	3	2	3	2	1
9/12/2014	2	N/A	1	3	2	3	2	1
9/11/2014	2	N/A	1	3	2	3	2	1
9/10/2014	2	N/A	1	3	2	3	2	1
9/9/2014	2	N/A	1	3	2	3	2	1
9/8/2014	1	N/A	1	3	2	3	2	1
9/7/2014	1	N/A	1	3	2	3	2	1
9/6/2014	1	N/A	1	3	2	3	2	1
9/5/2014	1	N/A	1	3	2	3	2	1
9/4/2014	1	N/A	1	3	2	3	2	1
9/3/2014	1	N/A	1	3	2	3	2	1

**ThomsonOne Data**  
Number of Analysts Estimates

Date	Boardwalk Pipeline Partners LP	Columbia Pipeline Partners LP	Enable Midstream Partners LP	EQT Midstream Partners LP	Tallgrass Energy Partners LP	TC Pipelines LP	Kinder Morgan Inc	Spectra Energy Partners LP
	BWP	CPPL	ENBL	EQM	TEP	TCP	KMI	SEP
9/2/2014	1	N/A	1	3	2	3	2	1
9/1/2014	1	N/A	1	3	3	3	2	1
8/31/2014	1	N/A	1	3	3	3	2	1
8/30/2014	1	N/A	1	3	3	3	2	1
8/29/2014	1	N/A	1	3	3	3	2	1
8/28/2014	1	N/A	1	3	3	3	2	1
8/27/2014	1	N/A	1	3	3	3	2	1
8/26/2014	1	N/A	1	3	3	3	2	1
8/25/2014	1	N/A	1	3	3	3	2	1
8/24/2014	1	N/A	1	3	3	3	2	1
8/23/2014	1	N/A	1	3	3	3	2	1
8/22/2014	1	N/A	1	3	3	3	2	1
8/21/2014	1	N/A	1	3	3	3	2	1
8/20/2014	1	N/A	1	3	3	3	2	1
8/19/2014	1	N/A	1	3	3	3	2	1
8/18/2014	1	N/A	1	3	3	3	2	1
8/17/2014	1	N/A	1	3	3	3	2	1
8/16/2014	1	N/A	1	3	3	3	2	1
8/15/2014	1	N/A	1	3	3	3	2	1
8/14/2014	1	N/A	1	3	3	3	2	1
8/13/2014	1	N/A	1	3	3	3	2	1
8/12/2014	1	N/A	1	3	3	3	2	1
8/11/2014	2	N/A	1	3	3	3	2	1
8/10/2014	2	N/A	1	3	3	3	2	1
8/9/2014	2	N/A	1	3	3	3	2	1
8/8/2014	2	N/A	1	3	3	3	2	1
8/7/2014	2	N/A	1	3	3	3	2	1
8/6/2014	2	N/A	1	3	3	3	2	1
8/5/2014	2	N/A	1	3	3	3	2	1
8/4/2014	3	N/A	1	3	3	3	2	1
8/3/2014	2	N/A	1	3	3	3	2	1
8/2/2014	2	N/A	1	3	3	3	2	1
8/1/2014	2	N/A	1	3	3	3	2	1
7/31/2014	2	N/A	1	3	3	3	2	1
7/30/2014	2	N/A	1	2	3	3	2	1
7/29/2014	2	N/A	1	2	3	3	2	1
7/28/2014	2	N/A	1	2	3	3	2	1
7/27/2014	2	N/A	1	2	3	3	2	1

**ThomsonOne Data**  
Number of Analysts Estimates

Date	Boardwalk Pipeline Partners LP	Columbia Pipeline Partners LP	Enable Midstream Partners LP	EQT Midstream Partners LP	Tallgrass Energy Partners LP	TC Pipelines LP	Kinder Morgan Inc	Spectra Energy Partners LP
	BWP	CPPL	ENBL	EQM	TEP	TCP	KMI	SEP
7/26/2014	2	N/A	1	2	3	3	2	1
7/25/2014	2	N/A	1	2	3	3	2	1
7/24/2014	2	N/A	1	2	3	3	2	1
7/23/2014	2	N/A	1	1	3	2	2	1
7/22/2014	2	N/A	1	1	3	2	2	1
7/21/2014	2	N/A	1	1	3	2	2	1
7/20/2014	2	N/A	1	1	3	2	3	1
7/19/2014	2	N/A	1	1	3	2	3	1
7/18/2014	2	N/A	1	1	3	2	3	1
7/17/2014	2	N/A	1	1	3	2	2	1
7/16/2014	2	N/A	1	1	3	2	1	1
7/15/2014	2	N/A	1	1	3	2	1	1
7/14/2014	2	N/A	1	1	3	2	1	1
7/13/2014	2	N/A	1	1	3	2	1	1
7/12/2014	2	N/A	1	1	3	2	1	1
7/11/2014	2	N/A	1	1	3	2	1	1
7/10/2014	2	N/A	1	1	3	2	1	1
7/9/2014	2	N/A	1	1	3	2	1	1
7/8/2014	2	N/A	1	1	3	2	1	1
7/7/2014	2	N/A	1	1	3	2	1	1
7/6/2014	2	N/A	1	1	3	2	1	1
7/5/2014	2	N/A	1	1	3	2	1	1
7/4/2014	2	N/A	1	1	3	2	1	1
7/3/2014	2	N/A	1	1	3	2	1	1
7/2/2014	2	N/A	1	1	3	2	1	1
7/1/2014	2	N/A	1	1	3	2	1	1
6/30/2014	2	N/A	1	1	3	2	1	1
6/29/2014	2	N/A	1	1	3	2	1	1
6/28/2014	2	N/A	1	1	3	2	1	1
6/27/2014	2	N/A	1	1	3	2	1	1
6/26/2014	2	N/A	1	1	3	2	1	1
6/25/2014	2	N/A	1	1	3	2	1	1
6/24/2014	2	N/A	1	1	3	2	1	1
6/23/2014	2	N/A	1	1	3	2	1	1
6/22/2014	2	N/A	N/A	1	3	2	1	1
6/21/2014	2	N/A	N/A	1	3	2	1	1
6/20/2014	2	N/A	N/A	1	3	2	1	1
6/19/2014	2	N/A	N/A	1	3	2	1	1

**ThomsonOne Data**  
Number of Analysts Estimates

Date	Boardwalk Pipeline Partners LP	Columbia Pipeline Partners LP	Enable Midstream Partners LP	EQT Midstream Partners LP	Tallgrass Energy Partners LP	TC Pipelines LP	Kinder Morgan Inc	Spectra Energy Partners LP
	BWP	CPPL	ENBL	EQM	TEP	TCP	KMI	SEP
6/18/2014	2	N/A	N/A	1	3	2	1	1
6/17/2014	2	N/A	N/A	1	3	2	1	1
6/16/2014	2	N/A	N/A	1	3	2	1	1
6/15/2014	2	N/A	N/A	1	3	2	1	1
6/14/2014	2	N/A	N/A	1	3	2	1	1
6/13/2014	2	N/A	N/A	1	3	2	1	1
6/12/2014	2	N/A	N/A	1	3	2	1	1
6/11/2014	2	N/A	N/A	1	3	2	1	1
6/10/2014	2	N/A	N/A	1	3	2	1	1
6/9/2014	2	N/A	N/A	1	3	2	1	1
6/8/2014	2	N/A	N/A	1	3	2	1	1
6/7/2014	2	N/A	N/A	1	3	2	1	1
6/6/2014	2	N/A	N/A	1	3	2	1	1
6/5/2014	2	N/A	N/A	1	3	2	1	1
6/4/2014	2	N/A	N/A	1	3	2	1	1
6/3/2014	2	N/A	N/A	1	3	2	1	1
6/2/2014	2	N/A	N/A	1	3	2	1	1
6/1/2014	2	N/A	N/A	1	3	2	1	1
5/31/2014	2	N/A	N/A	1	3	2	1	1
5/30/2014	2	N/A	N/A	1	3	2	1	1
5/29/2014	2	N/A	N/A	1	3	2	2	1
5/28/2014	2	N/A	N/A	1	3	2	2	2
5/27/2014	2	N/A	N/A	1	3	2	2	2
5/26/2014	2	N/A	N/A	1	3	2	2	2
5/25/2014	2	N/A	N/A	1	3	2	2	2
5/24/2014	2	N/A	N/A	1	3	2	2	2
5/23/2014	2	N/A	N/A	1	3	2	2	2
5/22/2014	2	N/A	N/A	1	3	2	2	2
5/21/2014	2	N/A	N/A	1	3	2	2	2
5/20/2014	2	N/A	N/A	1	3	2	2	2
5/19/2014	2	N/A	N/A	1	3	2	2	2
5/18/2014	2	N/A	N/A	1	3	2	2	2
5/17/2014	2	N/A	N/A	1	3	2	2	2
5/16/2014	2	N/A	N/A	1	3	2	2	2
5/15/2014	2	N/A	N/A	1	3	2	2	2
5/14/2014	2	N/A	N/A	1	3	2	2	2
5/13/2014	2	N/A	N/A	1	3	2	2	2
5/12/2014	2	N/A	N/A	1	3	2	2	2



**ThomsonOne Data**  
Number of Analysts Estimates

Date	Boardwalk Pipeline Partners LP	Columbia Pipeline Partners LP	Enable Midstream Partners LP	EQT Midstream Partners LP	Tallgrass Energy Partners LP	TC Pipelines LP	Kinder Morgan Inc	Spectra Energy Partners LP
	BWP	CPPL	ENBL	EQM	TEP	TCP	KMI	SEP
5/11/2014	2	N/A	N/A	1	3	2	2	2
5/10/2014	2	N/A	N/A	1	3	2	2	2
5/9/2014	2	N/A	N/A	1	3	2	2	2
5/8/2014	2	N/A	N/A	1	3	2	2	2
5/7/2014	2	N/A	N/A	1	3	2	2	2
5/6/2014	2	N/A	N/A	1	3	2	2	2
5/5/2014	2	N/A	N/A	1	2	2	2	2
5/4/2014	2	N/A	N/A	1	2	2	2	2
5/3/2014	2	N/A	N/A	1	2	2	2	2
5/2/2014	2	N/A	N/A	1	2	2	2	2
5/1/2014	2	N/A	N/A	1	2	2	2	2
4/30/2014	2	N/A	N/A	1	2	2	2	2
4/29/2014	2	N/A	N/A	1	2	2	2	2
4/28/2014	2	N/A	N/A	1	2	2	2	2
4/27/2014	2	N/A	N/A	1	2	2	2	2
4/26/2014	2	N/A	N/A	1	2	2	2	2
4/25/2014	2	N/A	N/A	1	2	2	2	2
4/24/2014	2	N/A	N/A	1	2	2	2	2
4/23/2014	2	N/A	N/A	1	2	2	3	2
4/22/2014	2	N/A	N/A	1	2	2	3	2
4/21/2014	2	N/A	N/A	1	2	2	3	2
4/20/2014	2	N/A	N/A	1	2	2	2	2
4/19/2014	2	N/A	N/A	1	2	2	2	2
4/18/2014	2	N/A	N/A	1	2	2	2	2
4/17/2014	2	N/A	N/A	1	2	2	2	2
4/16/2014	2	N/A	N/A	1	2	2	2	2
4/15/2014	2	N/A	N/A	1	2	2	2	2
4/14/2014	2	N/A	N/A	1	2	2	2	2
4/13/2014	2	N/A	N/A	1	2	2	2	2
4/12/2014	2	N/A	N/A	1	2	2	2	2
4/11/2014	2	N/A	N/A	1	2	2	2	2
4/10/2014	2	N/A	N/A	1	2	2	2	2
4/9/2014	2	N/A	N/A	1	1	2	2	2
4/8/2014	2	N/A	N/A	1	1	2	2	2
4/7/2014	2	N/A	N/A	1	1	2	2	2
4/6/2014	2	N/A	N/A	1	1	2	2	2
4/5/2014	2	N/A	N/A	1	1	2	2	2
4/4/2014	2	N/A	N/A	1	1	2	2	2

**ThomsonOne Data**  
Number of Analysts Estimates

Date	Boardwalk Pipeline Partners LP	Columbia Pipeline Partners LP	Enable Midstream Partners LP	EQT Midstream Partners LP	Tallgrass Energy Partners LP	TC Pipelines LP	Kinder Morgan Inc	Spectra Energy Partners LP
	BWP	CPPL	ENBL	EQM	TEP	TCP	KMI	SEP
4/3/2014	2	N/A	N/A	1	1	2	2	2
4/2/2014	2	N/A	N/A	1	1	2	2	2
4/1/2014	2	N/A	N/A	1	1	2	2	2
3/31/2014	2	N/A	N/A	1	1	2	2	2
3/30/2014	2	N/A	N/A	1	1	2	2	2
3/29/2014	2	N/A	N/A	1	1	2	2	2
3/28/2014	2	N/A	N/A	1	1	2	2	2
3/27/2014	2	N/A	N/A	1	1	2	2	2
3/26/2014	2	N/A	N/A	1	1	2	2	2
3/25/2014	2	N/A	N/A	1	1	2	2	2
3/24/2014	2	N/A	N/A	1	1	2	2	2
3/23/2014	2	N/A	N/A	1	1	2	2	2
3/22/2014	2	N/A	N/A	1	1	2	2	2
3/21/2014	2	N/A	N/A	1	1	2	2	2
3/20/2014	2	N/A	N/A	1	1	2	2	2
3/19/2014	2	N/A	N/A	1	1	2	2	2
3/18/2014	2	N/A	N/A	1	1	2	2	2
3/17/2014	2	N/A	N/A	1	1	2	2	2
3/16/2014	2	N/A	N/A	1	1	2	2	2
3/15/2014	2	N/A	N/A	1	1	2	2	2
3/14/2014	2	N/A	N/A	1	1	2	2	2
3/13/2014	2	N/A	N/A	1	1	2	2	2
3/12/2014	2	N/A	N/A	1	1	2	2	2
3/11/2014	2	N/A	N/A	1	1	2	2	2
3/10/2014	2	N/A	N/A	1	1	2	2	2
3/9/2014	2	N/A	N/A	1	1	2	2	2
3/8/2014	2	N/A	N/A	1	1	2	2	2
3/7/2014	2	N/A	N/A	1	1	2	2	2
3/6/2014	1	N/A	N/A	1	1	2	2	2
3/5/2014	1	N/A	N/A	1	1	2	2	2
3/4/2014	1	N/A	N/A	1	1	2	2	2
3/3/2014	1	N/A	N/A	1	1	2	2	2
3/2/2014	1	N/A	N/A	1	N/A	2	2	2
3/1/2014	1	N/A	N/A	1	N/A	2	2	2
2/28/2014	1	N/A	N/A	1	N/A	2	2	2
2/27/2014	1	N/A	N/A	1	N/A	2	2	2
2/26/2014	1	N/A	N/A	1	N/A	2	2	2
2/25/2014	1	N/A	N/A	1	N/A	2	2	2

**ThomsonOne Data**  
Number of Analysts Estimates

Date	Boardwalk Pipeline Partners LP	Columbia Pipeline Partners LP	Enable Midstream Partners LP	EQT Midstream Partners LP	Tallgrass Energy Partners LP	TC Pipelines LP	Kinder Morgan Inc	Spectra Energy Partners LP
	BWP	CPPL	ENBL	EQM	TEP	TCP	KMI	SEP
2/24/2014	1	N/A	N/A	1	N/A	2	2	2
2/23/2014	2	N/A	N/A	1	N/A	2	2	2
2/22/2014	2	N/A	N/A	1	N/A	2	2	2
2/21/2014	2	N/A	N/A	1	N/A	2	2	2
2/20/2014	2	N/A	N/A	1	N/A	2	2	2
2/19/2014	2	N/A	N/A	1	N/A	2	2	2
2/18/2014	2	N/A	N/A	2	N/A	2	2	2
2/17/2014	2	N/A	N/A	1	N/A	2	2	2
2/16/2014	2	N/A	N/A	1	N/A	2	2	2
2/15/2014	2	N/A	N/A	1	N/A	2	2	2
2/14/2014	2	N/A	N/A	1	N/A	2	2	2
2/13/2014	2	N/A	N/A	1	N/A	2	2	2
2/12/2014	2	N/A	N/A	1	N/A	2	2	2
2/11/2014	2	N/A	N/A	1	N/A	2	2	2
2/10/2014	2	N/A	N/A	1	N/A	1	2	2
2/9/2014	1	N/A	N/A	1	N/A	1	2	2
2/8/2014	1	N/A	N/A	1	N/A	1	2	2
2/7/2014	1	N/A	N/A	1	N/A	1	2	2
2/6/2014	1	N/A	N/A	1	N/A	1	2	2
2/5/2014	1	N/A	N/A	1	N/A	1	2	1
2/4/2014	1	N/A	N/A	1	N/A	1	2	1
2/3/2014	1	N/A	N/A	1	N/A	1	2	1
2/2/2014	1	N/A	N/A	1	N/A	1	2	1
2/1/2014	1	N/A	N/A	1	N/A	1	2	1
1/31/2014	1	N/A	N/A	1	N/A	1	2	1
1/30/2014	1	N/A	N/A	1	N/A	1	2	1
1/29/2014	1	N/A	N/A	1	N/A	1	2	1
1/28/2014	1	N/A	N/A	1	N/A	1	2	1
1/27/2014	1	N/A	N/A	1	N/A	1	2	1
1/26/2014	1	N/A	N/A	1	N/A	1	2	1
1/25/2014	1	N/A	N/A	1	N/A	1	2	1
1/24/2014	1	N/A	N/A	1	N/A	1	2	1
1/23/2014	1	N/A	N/A	1	N/A	1	2	1
1/22/2014	1	N/A	N/A	1	N/A	1	2	1
1/21/2014	1	N/A	N/A	1	N/A	1	2	1
1/20/2014	1	N/A	N/A	1	N/A	1	2	1
1/19/2014	1	N/A	N/A	2	N/A	1	2	1
1/18/2014	1	N/A	N/A	2	N/A	1	2	1

**ThomsonOne Data**  
Number of Analysts Estimates

Date	Boardwalk Pipeline Partners LP	Columbia Pipeline Partners LP	Enable Midstream Partners LP	EQT Midstream Partners LP	Tallgrass Energy Partners LP	TC Pipelines LP	Kinder Morgan Inc	Spectra Energy Partners LP
	BWP	CPPL	ENBL	EQM	TEP	TCP	KMI	SEP
1/17/2014	1	N/A	N/A	2	N/A	1	2	1
1/16/2014	1	N/A	N/A	2	N/A	1	2	1
1/15/2014	2	N/A	N/A	2	N/A	1	2	1
1/14/2014	2	N/A	N/A	2	N/A	1	1	1
1/13/2014	2	N/A	N/A	2	N/A	1	1	1
1/12/2014	2	N/A	N/A	2	N/A	1	1	1
1/11/2014	2	N/A	N/A	2	N/A	1	1	1
1/10/2014	2	N/A	N/A	2	N/A	1	1	1
1/9/2014	1	N/A	N/A	2	N/A	1	1	1
1/8/2014	1	N/A	N/A	2	N/A	1	1	1
1/7/2014	1	N/A	N/A	2	N/A	1	1	1
1/6/2014	1	N/A	N/A	2	N/A	1	1	1
1/5/2014	1	N/A	N/A	2	N/A	1	1	1
1/4/2014	1	N/A	N/A	2	N/A	1	1	1
1/3/2014	1	N/A	N/A	2	N/A	1	1	1
1/2/2014	1	N/A	N/A	2	N/A	1	1	1
1/1/2014	1	N/A	N/A	2	N/A	1	1	1
12/31/2013	1	N/A	N/A	2	N/A	1	1	1
12/30/2013	1	N/A	N/A	2	N/A	1	1	1
12/29/2013	1	N/A	N/A	2	N/A	1	1	1
12/28/2013	1	N/A	N/A	2	N/A	1	1	1
12/27/2013	1	N/A	N/A	2	N/A	1	1	1
12/26/2013	1	N/A	N/A	2	N/A	1	1	1
12/25/2013	1	N/A	N/A	2	N/A	1	1	1
12/24/2013	1	N/A	N/A	2	N/A	1	1	1
12/23/2013	1	N/A	N/A	2	N/A	1	1	1
12/22/2013	1	N/A	N/A	2	N/A	1	1	1
12/21/2013	1	N/A	N/A	2	N/A	1	1	1
12/20/2013	1	N/A	N/A	2	N/A	1	1	1
12/19/2013	1	N/A	N/A	2	N/A	1	1	1
12/18/2013	1	N/A	N/A	2	N/A	1	1	1
12/17/2013	1	N/A	N/A	2	N/A	1	1	1
12/16/2013	1	N/A	N/A	2	N/A	1	1	1
12/15/2013	1	N/A	N/A	2	N/A	1	1	1
12/14/2013	1	N/A	N/A	2	N/A	1	1	1
12/13/2013	1	N/A	N/A	2	N/A	1	1	1
12/12/2013	1	N/A	N/A	2	N/A	1	1	1
12/11/2013	1	N/A	N/A	2	N/A	1	1	1

**ThomsonOne Data**  
Number of Analysts Estimates

Date	Boardwalk Pipeline Partners LP	Columbia Pipeline Partners LP	Enable Midstream Partners LP	EQT Midstream Partners LP	Tallgrass Energy Partners LP	TC Pipelines LP	Kinder Morgan Inc	Spectra Energy Partners LP
	BWP	CPPL	ENBL	EQM	TEP	TCP	KMI	SEP
12/10/2013	1	N/A	N/A	2	N/A	1	1	1
12/9/2013	1	N/A	N/A	2	N/A	1	1	1
12/8/2013	1	N/A	N/A	2	N/A	1	1	1
12/7/2013	1	N/A	N/A	2	N/A	1	1	1
12/6/2013	1	N/A	N/A	2	N/A	1	1	1
12/5/2013	1	N/A	N/A	2	N/A	1	1	1
12/4/2013	1	N/A	N/A	2	N/A	1	1	1
12/3/2013	1	N/A	N/A	2	N/A	1	1	1
12/2/2013	1	N/A	N/A	2	N/A	1	1	1
12/1/2013	1	N/A	N/A	2	N/A	1	1	1
11/30/2013	1	N/A	N/A	2	N/A	1	1	1
11/29/2013	1	N/A	N/A	2	N/A	1	1	1
11/28/2013	1	N/A	N/A	2	N/A	1	1	1
11/27/2013	1	N/A	N/A	2	N/A	1	1	1
11/26/2013	1	N/A	N/A	2	N/A	1	1	1
11/25/2013	1	N/A	N/A	2	N/A	1	1	1
11/24/2013	1	N/A	N/A	2	N/A	1	1	1
11/23/2013	1	N/A	N/A	2	N/A	1	1	1
11/22/2013	1	N/A	N/A	2	N/A	1	1	1
11/21/2013	1	N/A	N/A	2	N/A	1	1	1
11/20/2013	1	N/A	N/A	2	N/A	1	1	1
11/19/2013	1	N/A	N/A	2	N/A	1	1	1
11/18/2013	1	N/A	N/A	2	N/A	1	1	1
11/17/2013	1	N/A	N/A	2	N/A	1	1	1
11/16/2013	1	N/A	N/A	2	N/A	1	1	1
11/15/2013	1	N/A	N/A	2	N/A	1	1	1
11/14/2013	1	N/A	N/A	2	N/A	1	1	1
11/13/2013	1	N/A	N/A	2	N/A	1	1	1
11/12/2013	1	N/A	N/A	2	N/A	1	1	1
11/11/2013	1	N/A	N/A	2	N/A	1	1	1
11/10/2013	1	N/A	N/A	2	N/A	1	1	1
11/9/2013	1	N/A	N/A	2	N/A	1	1	1
11/8/2013	1	N/A	N/A	2	N/A	1	1	1
11/7/2013	1	N/A	N/A	2	N/A	1	1	1
11/6/2013	1	N/A	N/A	2	N/A	1	1	1
11/5/2013	1	N/A	N/A	2	N/A	1	1	1
11/4/2013	1	N/A	N/A	2	N/A	1	1	1
11/3/2013	1	N/A	N/A	2	N/A	1	1	1

**ThomsonOne Data**  
Number of Analysts Estimates

Date	Boardwalk Pipeline Partners LP	Columbia Pipeline Partners LP	Enable Midstream Partners LP	EQT Midstream Partners LP	Tallgrass Energy Partners LP	TC Pipelines LP	Kinder Morgan Inc	Spectra Energy Partners LP
	BWP	CPPL	ENBL	EQM	TEP	TCP	KMI	SEP
11/2/2013	1	N/A	N/A	2	N/A	1	1	1
11/11/2013	1	N/A	N/A	2	N/A	1	1	1
10/31/2013	1	N/A	N/A	2	N/A	1	1	1
10/30/2013	1	N/A	N/A	2	N/A	1	1	1
10/29/2013	1	N/A	N/A	2	N/A	1	1	1
10/28/2013	1	N/A	N/A	2	N/A	1	1	1
10/27/2013	1	N/A	N/A	2	N/A	1	1	1
10/26/2013	1	N/A	N/A	2	N/A	1	1	1
10/25/2013	1	N/A	N/A	2	N/A	1	1	1
10/24/2013	1	N/A	N/A	2	N/A	1	1	1
10/23/2013	1	N/A	N/A	2	N/A	1	1	1
10/22/2013	1	N/A	N/A	2	N/A	1	1	1
10/21/2013	1	N/A	N/A	2	N/A	1	1	1
10/20/2013	1	N/A	N/A	2	N/A	1	1	1
10/19/2013	1	N/A	N/A	2	N/A	1	1	1
10/18/2013	1	N/A	N/A	2	N/A	1	1	1
10/17/2013	1	N/A	N/A	2	N/A	1	1	1
10/16/2013	1	N/A	N/A	2	N/A	1	1	1
10/15/2013	1	N/A	N/A	2	N/A	1	1	1
10/14/2013	1	N/A	N/A	2	N/A	1	1	1
10/13/2013	1	N/A	N/A	2	N/A	1	1	1
10/12/2013	1	N/A	N/A	2	N/A	1	1	1
10/11/2013	1	N/A	N/A	2	N/A	1	1	1
10/10/2013	1	N/A	N/A	2	N/A	1	1	1
10/9/2013	1	N/A	N/A	2	N/A	1	1	1
10/8/2013	1	N/A	N/A	2	N/A	1	1	1
10/7/2013	1	N/A	N/A	2	N/A	1	1	1
10/6/2013	1	N/A	N/A	2	N/A	1	1	1
10/5/2013	1	N/A	N/A	2	N/A	1	1	1
10/4/2013	1	N/A	N/A	2	N/A	1	1	1
10/3/2013	1	N/A	N/A	2	N/A	1	1	1
10/2/2013	1	N/A	N/A	2	N/A	1	1	1
10/1/2013	1	N/A	N/A	2	N/A	1	1	1
9/30/2013	1	N/A	N/A	2	N/A	1	1	1
9/29/2013	1	N/A	N/A	2	N/A	1	1	1
9/28/2013	1	N/A	N/A	2	N/A	1	1	1
9/27/2013	1	N/A	N/A	2	N/A	1	1	1
9/26/2013	1	N/A	N/A	2	N/A	1	1	1

**ThomsonOne Data**  
Number of Analysts Estimates

Date	Boardwalk Pipeline Partners LP	Columbia Pipeline Partners LP	Enable Midstream Partners LP	EQT Midstream Partners LP	Tallgrass Energy Partners LP	TC Pipelines LP	Kinder Morgan Inc	Spectra Energy Partners LP
	BWP	CPPL	ENBL	EQM	TEP	TCP	KMI	SEP
9/25/2013	1	N/A	N/A	2	N/A	1	1	1
9/24/2013	1	N/A	N/A	2	N/A	1	1	1
9/23/2013	1	N/A	N/A	2	N/A	1	1	1
9/22/2013	1	N/A	N/A	2	N/A	1	1	1
9/21/2013	1	N/A	N/A	2	N/A	1	1	1
9/20/2013	1	N/A	N/A	2	N/A	1	1	1
9/19/2013	1	N/A	N/A	2	N/A	1	1	1
9/18/2013	1	N/A	N/A	2	N/A	1	1	1
9/17/2013	1	N/A	N/A	2	N/A	1	1	1
9/16/2013	1	N/A	N/A	2	N/A	1	1	1
9/15/2013	1	N/A	N/A	2	N/A	1	1	1
9/14/2013	1	N/A	N/A	2	N/A	1	1	1
9/13/2013	1	N/A	N/A	2	N/A	1	1	1
9/12/2013	1	N/A	N/A	2	N/A	1	1	1
9/11/2013	1	N/A	N/A	2	N/A	1	1	1
9/10/2013	1	N/A	N/A	2	N/A	1	1	1
9/9/2013	1	N/A	N/A	2	N/A	1	1	1
9/8/2013	1	N/A	N/A	2	N/A	1	1	1
9/7/2013	1	N/A	N/A	2	N/A	1	1	1
9/6/2013	1	N/A	N/A	2	N/A	1	1	1
9/5/2013	1	N/A	N/A	2	N/A	1	1	1
9/4/2013	1	N/A	N/A	2	N/A	1	1	1
9/3/2013	1	N/A	N/A	2	N/A	1	1	1
9/2/2013	1	N/A	N/A	2	N/A	1	1	1
9/1/2013	1	N/A	N/A	2	N/A	1	1	1
8/31/2013	1	N/A	N/A	2	N/A	1	1	1
8/30/2013	1	N/A	N/A	2	N/A	1	1	1
8/29/2013	1	N/A	N/A	2	N/A	1	1	1
8/28/2013	1	N/A	N/A	2	N/A	1	1	1
8/27/2013	1	N/A	N/A	2	N/A	1	1	1
8/26/2013	1	N/A	N/A	2	N/A	1	1	1
8/25/2013	1	N/A	N/A	2	N/A	1	1	1
8/24/2013	1	N/A	N/A	2	N/A	1	1	1
8/23/2013	1	N/A	N/A	2	N/A	1	1	1
8/22/2013	1	N/A	N/A	2	N/A	1	1	1
8/21/2013	1	N/A	N/A	2	N/A	1	1	1
8/20/2013	1	N/A	N/A	2	N/A	1	1	1
8/19/2013	1	N/A	N/A	2	N/A	1	1	1

**ThomsonOne Data**  
Number of Analysts Estimates

Date	Boardwalk Pipeline Partners LP	Columbia Pipeline Partners LP	Enable Midstream Partners LP	EQT Midstream Partners LP	Tallgrass Energy Partners LP	TC Pipelines LP	Kinder Morgan Inc	Spectra Energy Partners LP
	BWP	CPPL	ENBL	EQM	TEP	TCP	KMI	SEP
8/18/2013	1	N/A	N/A	2	N/A	1	1	1
8/17/2013	1	N/A	N/A	2	N/A	1	1	1
8/16/2013	1	N/A	N/A	2	N/A	1	1	1
8/15/2013	1	N/A	N/A	2	N/A	1	1	1
8/14/2013	1	N/A	N/A	2	N/A	1	1	1
8/13/2013	1	N/A	N/A	2	N/A	1	1	1
8/12/2013	2	N/A	N/A	2	N/A	1	1	1
8/11/2013	2	N/A	N/A	2	N/A	1	1	1
8/10/2013	2	N/A	N/A	2	N/A	1	1	1
8/9/2013	2	N/A	N/A	2	N/A	1	1	1
8/8/2013	2	N/A	N/A	2	N/A	1	1	1
8/7/2013	2	N/A	N/A	2	N/A	1	1	1
8/6/2013	2	N/A	N/A	2	N/A	1	1	1
8/5/2013	2	N/A	N/A	2	N/A	1	1	1
8/4/2013	2	N/A	N/A	2	N/A	1	1	1
8/3/2013	2	N/A	N/A	2	N/A	1	1	1
8/2/2013	2	N/A	N/A	2	N/A	1	1	1
8/1/2013	2	N/A	N/A	2	N/A	1	1	1
7/31/2013	2	N/A	N/A	2	N/A	1	1	1
7/30/2013	2	N/A	N/A	2	N/A	1	1	1
7/29/2013	2	N/A	N/A	2	N/A	1	1	1
7/28/2013	2	N/A	N/A	2	N/A	1	1	1
7/27/2013	2	N/A	N/A	2	N/A	1	1	1
7/26/2013	2	N/A	N/A	2	N/A	1	1	1
7/25/2013	2	N/A	N/A	2	N/A	1	1	1
7/24/2013	2	N/A	N/A	2	N/A	1	1	1
7/23/2013	2	N/A	N/A	2	N/A	1	1	2
7/22/2013	2	N/A	N/A	2	N/A	1	1	2
7/21/2013	2	N/A	N/A	1	N/A	1	1	2
7/20/2013	2	N/A	N/A	1	N/A	1	1	2
7/19/2013	2	N/A	N/A	1	N/A	1	1	2
7/18/2013	2	N/A	N/A	1	N/A	1	1	2
7/17/2013	2	N/A	N/A	1	N/A	1	1	2
7/16/2013	2	N/A	N/A	1	N/A	1	1	2
7/15/2013	2	N/A	N/A	1	N/A	1	1	2
7/14/2013	2	N/A	N/A	1	N/A	1	1	2
7/13/2013	2	N/A	N/A	1	N/A	1	1	2
7/12/2013	2	N/A	N/A	1	N/A	1	1	2



**ThomsonOne Data**  
Number of Analysts Estimates

Date	Boardwalk Pipeline Partners LP	Columbia Pipeline Partners LP	Enable Midstream Partners LP	EQT Midstream Partners LP	Tallgrass Energy Partners LP	TC Pipelines LP	Kinder Morgan Inc	Spectra Energy Partners LP
	BWP	CPPL	ENBL	EQM	TEP	TCP	KMI	SEP
7/11/2013	2	N/A	N/A	1	N/A	1	1	2
7/10/2013	2	N/A	N/A	1	N/A	2	1	2
7/9/2013	2	N/A	N/A	1	N/A	2	1	2
7/8/2013	2	N/A	N/A	1	N/A	2	1	2
7/7/2013	2	N/A	N/A	1	N/A	2	1	2
7/6/2013	2	N/A	N/A	1	N/A	2	1	2
7/5/2013	2	N/A	N/A	1	N/A	2	1	2
7/4/2013	2	N/A	N/A	1	N/A	2	1	2
7/3/2013	2	N/A	N/A	1	N/A	2	1	2
7/2/2013	2	N/A	N/A	1	N/A	2	1	2
7/1/2013	2	N/A	N/A	1	N/A	2	1	2
6/30/2013	2	N/A	N/A	1	N/A	2	1	2
6/29/2013	2	N/A	N/A	1	N/A	2	1	2
6/28/2013	2	N/A	N/A	1	N/A	2	1	2
6/27/2013	2	N/A	N/A	1	N/A	2	1	2
6/26/2013	2	N/A	N/A	1	N/A	2	1	2
6/25/2013	2	N/A	N/A	1	N/A	2	1	2
6/24/2013	2	N/A	N/A	1	N/A	2	1	2
6/23/2013	2	N/A	N/A	1	N/A	2	1	2
6/22/2013	2	N/A	N/A	1	N/A	2	1	2
6/21/2013	2	N/A	N/A	1	N/A	2	1	2
6/20/2013	2	N/A	N/A	1	N/A	2	1	2
6/19/2013	2	N/A	N/A	1	N/A	2	1	2
6/18/2013	2	N/A	N/A	1	N/A	2	1	2
6/17/2013	2	N/A	N/A	1	N/A	2	1	2
6/16/2013	2	N/A	N/A	1	N/A	2	1	2
6/15/2013	2	N/A	N/A	1	N/A	2	1	2
6/14/2013	2	N/A	N/A	1	N/A	2	1	2
6/13/2013	2	N/A	N/A	1	N/A	2	1	2
6/12/2013	2	N/A	N/A	1	N/A	2	1	3
6/11/2013	2	N/A	N/A	1	N/A	2	1	3
6/10/2013	2	N/A	N/A	1	N/A	2	1	3
6/9/2013	2	N/A	N/A	1	N/A	2	1	3
6/8/2013	2	N/A	N/A	1	N/A	2	1	3
6/7/2013	2	N/A	N/A	1	N/A	2	1	3
6/6/2013	2	N/A	N/A	1	N/A	2	1	3
6/5/2013	2	N/A	N/A	1	N/A	2	1	3
6/4/2013	2	N/A	N/A	1	N/A	2	1	3

**ThomsonOne Data**  
Number of Analysts Estimates

Date	Boardwalk Pipeline Partners LP	Columbia Pipeline Partners LP	Enable Midstream Partners LP	EQT Midstream Partners LP	Tallgrass Energy Partners LP	TC Pipelines LP	Kinder Morgan Inc	Spectra Energy Partners LP
	BWP	CPPL	ENBL	EQM	TEP	TCP	KMI	SEP
6/3/2013	2	N/A	N/A	1	N/A	2	1	3
6/2/2013	2	N/A	N/A	1	N/A	2	1	3
6/1/2013	2	N/A	N/A	1	N/A	2	1	3
5/31/2013	2	N/A	N/A	1	N/A	2	1	3
5/30/2013	2	N/A	N/A	1	N/A	2	1	3
5/29/2013	2	N/A	N/A	1	N/A	2	1	3
5/28/2013	2	N/A	N/A	1	N/A	2	1	3
5/27/2013	2	N/A	N/A	1	N/A	2	1	3
5/26/2013	2	N/A	N/A	1	N/A	2	1	3
5/25/2013	2	N/A	N/A	1	N/A	2	1	3
5/24/2013	2	N/A	N/A	1	N/A	2	1	3
5/23/2013	2	N/A	N/A	1	N/A	2	1	3
5/22/2013	2	N/A	N/A	1	N/A	2	1	3
5/21/2013	2	N/A	N/A	1	N/A	2	1	3
5/20/2013	2	N/A	N/A	1	N/A	2	1	3
5/19/2013	2	N/A	N/A	1	N/A	2	1	3
5/18/2013	2	N/A	N/A	1	N/A	2	1	3
5/17/2013	2	N/A	N/A	1	N/A	2	1	3
5/16/2013	2	N/A	N/A	1	N/A	2	1	3
5/15/2013	2	N/A	N/A	1	N/A	2	1	3
5/14/2013	2	N/A	N/A	1	N/A	2	1	3
5/13/2013	3	N/A	N/A	1	N/A	2	1	3
5/12/2013	3	N/A	N/A	1	N/A	2	1	3
5/11/2013	3	N/A	N/A	1	N/A	2	1	3
5/10/2013	3	N/A	N/A	1	N/A	2	1	3
5/9/2013	2	N/A	N/A	1	N/A	2	1	3
5/8/2013	2	N/A	N/A	1	N/A	2	1	3
5/7/2013	2	N/A	N/A	1	N/A	2	1	3
5/6/2013	2	N/A	N/A	1	N/A	2	1	3
5/5/2013	2	N/A	N/A	1	N/A	2	1	3
5/4/2013	2	N/A	N/A	1	N/A	2	1	3
5/3/2013	2	N/A	N/A	1	N/A	2	1	3
5/2/2013	2	N/A	N/A	1	N/A	2	1	3
5/1/2013	2	N/A	N/A	1	N/A	2	1	3
4/30/2013	2	N/A	N/A	1	N/A	2	1	3
4/29/2013	2	N/A	N/A	1	N/A	2	1	3
4/28/2013	2	N/A	N/A	1	N/A	2	1	3
4/27/2013	2	N/A	N/A	1	N/A	2	1	3

**ThomsonOne Data**  
Number of Analysts Estimates

Date	Boardwalk Pipeline Partners LP	Columbia Pipeline Partners LP	Enable Midstream Partners LP	EQT Midstream Partners LP	Tallgrass Energy Partners LP	TC Pipelines LP	Kinder Morgan Inc	Spectra Energy Partners LP
	BWP	CPPL	ENBL	EQM	TEP	TCP	KMI	SEP
4/26/2013	2	N/A	N/A	1	N/A	2	1	3
4/25/2013	2	N/A	N/A	1	N/A	2	1	3
4/24/2013	2	N/A	N/A	1	N/A	2	1	3
4/23/2013	2	N/A	N/A	1	N/A	2	1	3
4/22/2013	2	N/A	N/A	1	N/A	2	1	3
4/21/2013	2	N/A	N/A	1	N/A	2	1	3
4/20/2013	2	N/A	N/A	1	N/A	2	1	3
4/19/2013	2	N/A	N/A	1	N/A	2	1	3
4/18/2013	2	N/A	N/A	1	N/A	2	1	3
4/17/2013	2	N/A	N/A	1	N/A	2	1	3
4/16/2013	2	N/A	N/A	1	N/A	2	1	3
4/15/2013	2	N/A	N/A	1	N/A	2	1	3
4/14/2013	2	N/A	N/A	1	N/A	2	1	3
4/13/2013	2	N/A	N/A	1	N/A	2	1	3
4/12/2013	2	N/A	N/A	1	N/A	2	1	3
4/11/2013	2	N/A	N/A	1	N/A	2	1	3
4/10/2013	2	N/A	N/A	1	N/A	2	1	3
4/9/2013	2	N/A	N/A	1	N/A	2	1	3
4/8/2013	2	N/A	N/A	1	N/A	2	1	3
4/7/2013	2	N/A	N/A	1	N/A	2	1	3
4/6/2013	2	N/A	N/A	1	N/A	2	1	3
4/5/2013	2	N/A	N/A	1	N/A	2	1	3
4/4/2013	2	N/A	N/A	1	N/A	2	1	3
4/3/2013	2	N/A	N/A	1	N/A	2	1	3
4/2/2013	2	N/A	N/A	1	N/A	2	1	3
4/1/2013	2	N/A	N/A	1	N/A	2	1	3
3/31/2013	2	N/A	N/A	1	N/A	2	1	3
3/30/2013	2	N/A	N/A	1	N/A	2	1	3
3/29/2013	2	N/A	N/A	1	N/A	2	1	3
3/28/2013	2	N/A	N/A	1	N/A	2	1	3
3/27/2013	2	N/A	N/A	1	N/A	2	1	3
3/26/2013	2	N/A	N/A	1	N/A	2	1	3
3/25/2013	2	N/A	N/A	1	N/A	2	1	3
3/24/2013	2	N/A	N/A	1	N/A	2	1	3
3/23/2013	2	N/A	N/A	1	N/A	2	1	3
3/22/2013	2	N/A	N/A	1	N/A	2	1	3
3/21/2013	2	N/A	N/A	1	N/A	2	1	3
3/20/2013	2	N/A	N/A	1	N/A	2	1	3

**ThomsonOne Data**  
Number of Analysts Estimates

Date	Boardwalk Pipeline Partners LP	Columbia Pipeline Partners LP	Enable Midstream Partners LP	EQT Midstream Partners LP	Tallgrass Energy Partners LP	TC Pipelines LP	Kinder Morgan Inc	Spectra Energy Partners LP
	BWP	CPPL	ENBL	EQM	TEP	TCP	KMI	SEP
3/19/2013	2	N/A	N/A	1	N/A	2	1	3
3/18/2013	2	N/A	N/A	1	N/A	2	1	3
3/17/2013	2	N/A	N/A	1	N/A	2	1	3
3/16/2013	2	N/A	N/A	1	N/A	2	1	3
3/15/2013	2	N/A	N/A	1	N/A	2	1	3
3/14/2013	2	N/A	N/A	1	N/A	2	1	3
3/13/2013	2	N/A	N/A	1	N/A	2	1	3
3/12/2013	2	N/A	N/A	1	N/A	2	1	3
3/11/2013	2	N/A	N/A	1	N/A	2	1	3
3/10/2013	2	N/A	N/A	1	N/A	2	1	3
3/9/2013	2	N/A	N/A	1	N/A	2	1	3
3/8/2013	2	N/A	N/A	1	N/A	2	1	3
3/7/2013	2	N/A	N/A	1	N/A	2	1	3
3/6/2013	2	N/A	N/A	1	N/A	2	1	3
3/5/2013	2	N/A	N/A	1	N/A	2	1	3
3/4/2013	2	N/A	N/A	1	N/A	2	1	3
3/3/2013	2	N/A	N/A	1	N/A	2	1	3
3/2/2013	2	N/A	N/A	1	N/A	2	1	3
3/1/2013	2	N/A	N/A	1	N/A	2	1	3
2/28/2013	2	N/A	N/A	1	N/A	2	1	3
2/27/2013	2	N/A	N/A	1	N/A	2	1	3
2/26/2013	2	N/A	N/A	1	N/A	2	1	3
2/25/2013	2	N/A	N/A	1	N/A	2	1	3
2/24/2013	2	N/A	N/A	1	N/A	2	1	3
2/23/2013	2	N/A	N/A	1	N/A	2	1	3
2/22/2013	2	N/A	N/A	1	N/A	2	1	3
2/21/2013	2	N/A	N/A	1	N/A	2	1	3
2/20/2013	2	N/A	N/A	1	N/A	2	1	3
2/19/2013	2	N/A	N/A	1	N/A	2	1	3
2/18/2013	2	N/A	N/A	1	N/A	2	1	3
2/17/2013	2	N/A	N/A	1	N/A	2	1	3
2/16/2013	2	N/A	N/A	1	N/A	2	1	3
2/15/2013	2	N/A	N/A	1	N/A	2	1	3
2/14/2013	2	N/A	N/A	1	N/A	2	1	3
2/13/2013	2	N/A	N/A	1	N/A	1	1	3
2/12/2013	2	N/A	N/A	1	N/A	1	1	3
2/11/2013	2	N/A	N/A	1	N/A	1	1	3
2/10/2013	2	N/A	N/A	1	N/A	1	1	3

**ThomsonOne Data**  
Number of Analysts Estimates

Date	Boardwalk Pipeline Partners LP BWP	Columbia Pipeline Partners LP CPPL	Enable Midstream Partners LP ENBL	EQT Midstream Partners LP EQM	Tallgrass Energy Partners LP TEP	TC Pipelines LP TCP	Kinder Morgan Inc KMI	Spectra Energy Partners LP SEP
2/9/2013	2	N/A	N/A	1	N/A	1	1	3
2/8/2013	2	N/A	N/A	1	N/A	1	1	3
2/7/2013	2	N/A	N/A	1	N/A	1	1	3
2/6/2013	2	N/A	N/A	1	N/A	1	1	3
2/5/2013	2	N/A	N/A	1	N/A	1	1	3
2/4/2013	2	N/A	N/A	1	N/A	1	1	3
2/3/2013	2	N/A	N/A	1	N/A	1	1	3
2/2/2013	2	N/A	N/A	1	N/A	1	1	3
2/1/2013	2	N/A	N/A	1	N/A	1	1	3
1/31/2013	2	N/A	N/A	1	N/A	1	1	3
1/30/2013	2	N/A	N/A	1	N/A	1	1	3
1/29/2013	2	N/A	N/A	1	N/A	1	1	3
1/28/2013	2	N/A	N/A	1	N/A	1	1	3
1/27/2013	2	N/A	N/A	1	N/A	1	1	3
1/26/2013	2	N/A	N/A	1	N/A	1	1	3
1/25/2013	2	N/A	N/A	1	N/A	1	1	3
1/24/2013	2	N/A	N/A	N/A	N/A	1	1	3
1/23/2013	2	N/A	N/A	N/A	N/A	1	1	3
1/22/2013	2	N/A	N/A	N/A	N/A	1	1	3
1/21/2013	2	N/A	N/A	N/A	N/A	1	1	3
1/20/2013	2	N/A	N/A	N/A	N/A	1	1	3
1/19/2013	2	N/A	N/A	N/A	N/A	1	1	3
1/18/2013	2	N/A	N/A	N/A	N/A	1	1	3
1/17/2013	2	N/A	N/A	N/A	N/A	1	2	3
1/16/2013	2	N/A	N/A	N/A	N/A	1	2	3
1/15/2013	2	N/A	N/A	N/A	N/A	1	2	3
1/14/2013	2	N/A	N/A	N/A	N/A	1	2	3
1/13/2013	2	N/A	N/A	N/A	N/A	1	2	3
1/12/2013	2	N/A	N/A	N/A	N/A	1	2	3
1/11/2013	2	N/A	N/A	N/A	N/A	1	2	3
1/10/2013	2	N/A	N/A	N/A	N/A	1	2	3
1/9/2013	2	N/A	N/A	N/A	N/A	1	2	3
1/8/2013	2	N/A	N/A	N/A	N/A	1	2	3
1/7/2013	2	N/A	N/A	N/A	N/A	1	2	3
1/6/2013	2	N/A	N/A	N/A	N/A	1	2	3
1/5/2013	2	N/A	N/A	N/A	N/A	1	2	3
1/4/2013	2	N/A	N/A	N/A	N/A	1	2	3
1/3/2013	2	N/A	N/A	N/A	N/A	1	2	3

**ThomsonOne Data**  
Number of Analysts Estimates

Date	Boardwalk Pipeline Partners LP	Columbia Pipeline Partners LP	Enable Midstream Partners LP	EQT Midstream Partners LP	Tallgrass Energy Partners LP	TC Pipelines LP	Kinder Morgan Inc	Spectra Energy Partners LP
	BWP	CPPL	ENBL	EQM	TEP	TCP	KMI	SEP
1/2/2013	2	N/A	N/A	N/A	N/A	1	2	3
1/1/2013	1	N/A	N/A	N/A	N/A	1	1	2
12/31/2012	1	N/A	N/A	N/A	N/A	1	1	2
12/30/2012	1	N/A	N/A	N/A	N/A	1	1	2
12/29/2012	1	N/A	N/A	N/A	N/A	1	1	2
12/28/2012	1	N/A	N/A	N/A	N/A	1	1	2
12/27/2012	1	N/A	N/A	N/A	N/A	1	1	2
12/26/2012	1	N/A	N/A	N/A	N/A	1	1	2
12/25/2012	1	N/A	N/A	N/A	N/A	1	1	2
12/24/2012	1	N/A	N/A	N/A	N/A	1	1	2
12/23/2012	1	N/A	N/A	N/A	N/A	1	1	2
12/22/2012	1	N/A	N/A	N/A	N/A	1	1	2
12/21/2012	1	N/A	N/A	N/A	N/A	1	1	2
12/20/2012	1	N/A	N/A	N/A	N/A	1	1	2
12/19/2012	1	N/A	N/A	N/A	N/A	1	1	2
12/18/2012	1	N/A	N/A	N/A	N/A	1	1	2
12/17/2012	1	N/A	N/A	N/A	N/A	1	1	2
12/16/2012	1	N/A	N/A	N/A	N/A	1	1	2
12/15/2012	1	N/A	N/A	N/A	N/A	1	1	2
12/14/2012	1	N/A	N/A	N/A	N/A	1	1	2
12/13/2012	1	N/A	N/A	N/A	N/A	1	1	2
12/12/2012	1	N/A	N/A	N/A	N/A	1	1	2
12/11/2012	1	N/A	N/A	N/A	N/A	1	1	2
12/10/2012	1	N/A	N/A	N/A	N/A	1	1	2
12/9/2012	1	N/A	N/A	N/A	N/A	1	1	2
12/8/2012	1	N/A	N/A	N/A	N/A	1	1	2
12/7/2012	1	N/A	N/A	N/A	N/A	1	1	2
12/6/2012	1	N/A	N/A	N/A	N/A	1	1	2
12/5/2012	1	N/A	N/A	N/A	N/A	1	1	2
12/4/2012	1	N/A	N/A	N/A	N/A	1	1	2
12/3/2012	1	N/A	N/A	N/A	N/A	1	1	2
12/2/2012	1	N/A	N/A	N/A	N/A	1	1	2
12/1/2012	1	N/A	N/A	N/A	N/A	1	1	2
11/30/2012	1	N/A	N/A	N/A	N/A	1	1	2
11/29/2012	1	N/A	N/A	N/A	N/A	1	1	2
11/28/2012	1	N/A	N/A	N/A	N/A	1	1	2
11/27/2012	1	N/A	N/A	N/A	N/A	1	1	2
11/26/2012	1	N/A	N/A	N/A	N/A	1	1	2

**ThomsonOne Data**  
Number of Analysts Estimates

Date	Boardwalk Pipeline Partners LP	Columbia Pipeline Partners LP	Enable Midstream Partners LP	EQT Midstream Partners LP	Tallgrass Energy Partners LP	TC Pipelines LP	Kinder Morgan Inc	Spectra Energy Partners LP
	BWP	CPPL	ENBL	EQM	TEP	TCP	KMI	SEP
11/25/2012	1	N/A	N/A	N/A	N/A	1	1	2
11/24/2012	1	N/A	N/A	N/A	N/A	1	1	2
11/23/2012	1	N/A	N/A	N/A	N/A	1	1	2
11/22/2012	1	N/A	N/A	N/A	N/A	1	1	2
11/21/2012	1	N/A	N/A	N/A	N/A	1	1	2
11/20/2012	1	N/A	N/A	N/A	N/A	1	1	2
11/19/2012	1	N/A	N/A	N/A	N/A	1	1	2
11/18/2012	1	N/A	N/A	N/A	N/A	1	1	2
11/17/2012	1	N/A	N/A	N/A	N/A	1	1	2
11/16/2012	1	N/A	N/A	N/A	N/A	1	1	2
11/15/2012	1	N/A	N/A	N/A	N/A	1	1	2
11/14/2012	1	N/A	N/A	N/A	N/A	1	1	2
11/13/2012	1	N/A	N/A	N/A	N/A	1	1	2
11/12/2012	1	N/A	N/A	N/A	N/A	1	1	2
11/11/2012	1	N/A	N/A	N/A	N/A	1	1	2
11/10/2012	1	N/A	N/A	N/A	N/A	1	1	2
11/9/2012	1	N/A	N/A	N/A	N/A	1	1	2
11/8/2012	1	N/A	N/A	N/A	N/A	1	1	2
11/7/2012	1	N/A	N/A	N/A	N/A	1	1	2
11/6/2012	1	N/A	N/A	N/A	N/A	1	1	2
11/5/2012	1	N/A	N/A	N/A	N/A	1	1	2
11/4/2012	1	N/A	N/A	N/A	N/A	1	1	2
11/3/2012	1	N/A	N/A	N/A	N/A	1	1	2
11/2/2012	1	N/A	N/A	N/A	N/A	1	1	2
11/1/2012	1	N/A	N/A	N/A	N/A	1	1	2
10/31/2012	1	N/A	N/A	N/A	N/A	1	1	2
10/30/2012	1	N/A	N/A	N/A	N/A	1	1	2
10/29/2012	1	N/A	N/A	N/A	N/A	1	1	2
10/28/2012	1	N/A	N/A	N/A	N/A	1	1	2
10/27/2012	1	N/A	N/A	N/A	N/A	1	1	2
10/26/2012	1	N/A	N/A	N/A	N/A	1	1	2
10/25/2012	1	N/A	N/A	N/A	N/A	1	1	2
10/24/2012	1	N/A	N/A	N/A	N/A	1	1	2
10/23/2012	1	N/A	N/A	N/A	N/A	1	1	2
10/22/2012	1	N/A	N/A	N/A	N/A	1	1	2
10/21/2012	1	N/A	N/A	N/A	N/A	1	1	2
10/20/2012	1	N/A	N/A	N/A	N/A	1	1	2
10/19/2012	1	N/A	N/A	N/A	N/A	1	1	2

**ThomsonOne Data**  
Number of Analysts Estimates

Date	Boardwalk Pipeline Partners LP	Columbia Pipeline Partners LP	Enable Midstream Partners LP	EQT Midstream Partners LP	Tallgrass Energy Partners LP	TC Pipelines LP	Kinder Morgan Inc	Spectra Energy Partners LP
	BWP	CPPL	ENBL	EQM	TEP	TCP	KMI	SEP
10/18/2012	1	N/A	N/A	N/A	N/A	1	1	2
10/17/2012	1	N/A	N/A	N/A	N/A	1	1	2
10/16/2012	1	N/A	N/A	N/A	N/A	1	1	2
10/15/2012	1	N/A	N/A	N/A	N/A	1	1	2
10/14/2012	1	N/A	N/A	N/A	N/A	1	1	2
10/13/2012	1	N/A	N/A	N/A	N/A	1	1	2
10/12/2012	1	N/A	N/A	N/A	N/A	1	1	2
10/11/2012	1	N/A	N/A	N/A	N/A	1	1	2
10/10/2012	1	N/A	N/A	N/A	N/A	1	1	2
10/9/2012	1	N/A	N/A	N/A	N/A	1	1	2
10/8/2012	1	N/A	N/A	N/A	N/A	1	1	2
10/7/2012	1	N/A	N/A	N/A	N/A	1	1	2
10/6/2012	1	N/A	N/A	N/A	N/A	1	1	2
10/5/2012	1	N/A	N/A	N/A	N/A	1	1	2
10/4/2012	1	N/A	N/A	N/A	N/A	1	1	2
10/3/2012	1	N/A	N/A	N/A	N/A	1	1	2
10/2/2012	1	N/A	N/A	N/A	N/A	1	1	2
10/1/2012	1	N/A	N/A	N/A	N/A	1	1	2
9/30/2012	1	N/A	N/A	N/A	N/A	1	1	2
9/29/2012	1	N/A	N/A	N/A	N/A	1	1	2
9/28/2012	1	N/A	N/A	N/A	N/A	1	1	2
9/27/2012	1	N/A	N/A	N/A	N/A	1	1	2
9/26/2012	1	N/A	N/A	N/A	N/A	1	1	2
9/25/2012	1	N/A	N/A	N/A	N/A	1	1	2
9/24/2012	1	N/A	N/A	N/A	N/A	1	1	2
9/23/2012	1	N/A	N/A	N/A	N/A	1	1	2
9/22/2012	1	N/A	N/A	N/A	N/A	1	1	2
9/21/2012	1	N/A	N/A	N/A	N/A	1	1	2
9/20/2012	1	N/A	N/A	N/A	N/A	1	1	2
9/19/2012	1	N/A	N/A	N/A	N/A	1	1	2
9/18/2012	1	N/A	N/A	N/A	N/A	1	1	2
9/17/2012	1	N/A	N/A	N/A	N/A	1	1	2
9/16/2012	1	N/A	N/A	N/A	N/A	1	1	2
9/15/2012	1	N/A	N/A	N/A	N/A	1	1	2
9/14/2012	1	N/A	N/A	N/A	N/A	1	1	2
9/13/2012	1	N/A	N/A	N/A	N/A	1	1	2
9/12/2012	1	N/A	N/A	N/A	N/A	1	1	2
9/11/2012	1	N/A	N/A	N/A	N/A	1	1	2



**ThomsonOne Data**  
Number of Analysts Estimates

Date	Boardwalk Pipeline Partners LP BWP	Columbia Pipeline Partners LP CPPL	Enable Midstream Partners LP ENBL	EQT Midstream Partners LP EQM	Tallgrass Energy Partners LP TEP	TC Pipelines LP TCP	Kinder Morgan Inc KMI	Spectra Energy Partners LP SEP
9/10/2012	1	N/A	N/A	N/A	N/A	1	1	2
9/9/2012	1	N/A	N/A	N/A	N/A	1	1	2
9/8/2012	1	N/A	N/A	N/A	N/A	1	1	2
9/7/2012	1	N/A	N/A	N/A	N/A	1	1	2
9/6/2012	1	N/A	N/A	N/A	N/A	1	1	2
9/5/2012	1	N/A	N/A	N/A	N/A	1	1	2
9/4/2012	1	N/A	N/A	N/A	N/A	1	1	2
9/3/2012	1	N/A	N/A	N/A	N/A	1	1	2
9/2/2012	1	N/A	N/A	N/A	N/A	1	1	2
9/1/2012	1	N/A	N/A	N/A	N/A	1	1	2
8/31/2012	1	N/A	N/A	N/A	N/A	1	1	2
8/30/2012	1	N/A	N/A	N/A	N/A	1	1	2
8/29/2012	1	N/A	N/A	N/A	N/A	1	1	2
8/28/2012	1	N/A	N/A	N/A	N/A	1	1	2
8/27/2012	1	N/A	N/A	N/A	N/A	1	1	2
8/26/2012	1	N/A	N/A	N/A	N/A	1	1	2
8/25/2012	1	N/A	N/A	N/A	N/A	1	1	2
8/24/2012	1	N/A	N/A	N/A	N/A	1	1	2
8/23/2012	1	N/A	N/A	N/A	N/A	1	1	2
8/22/2012	1	N/A	N/A	N/A	N/A	1	1	2
8/21/2012	1	N/A	N/A	N/A	N/A	1	1	2
8/20/2012	1	N/A	N/A	N/A	N/A	1	1	2
8/19/2012	1	N/A	N/A	N/A	N/A	1	1	2
8/18/2012	1	N/A	N/A	N/A	N/A	1	1	2
8/17/2012	1	N/A	N/A	N/A	N/A	1	1	2
8/16/2012	2	N/A	N/A	N/A	N/A	1	1	2
8/15/2012	2	N/A	N/A	N/A	N/A	1	1	2
8/14/2012	2	N/A	N/A	N/A	N/A	1	1	2
8/13/2012	2	N/A	N/A	N/A	N/A	1	1	2
8/12/2012	2	N/A	N/A	N/A	N/A	1	1	2
8/11/2012	2	N/A	N/A	N/A	N/A	1	1	2
8/10/2012	2	N/A	N/A	N/A	N/A	1	1	2
8/9/2012	2	N/A	N/A	N/A	N/A	1	1	2
8/8/2012	2	N/A	N/A	N/A	N/A	1	1	2
8/7/2012	2	N/A	N/A	N/A	N/A	1	1	2
8/6/2012	2	N/A	N/A	N/A	N/A	1	1	2
8/5/2012	2	N/A	N/A	N/A	N/A	1	1	2
8/4/2012	2	N/A	N/A	N/A	N/A	1	1	2

**ThomsonOne Data**  
Number of Analysts Estimates

Date	Boardwalk Pipeline Partners LP	Columbia Pipeline Partners LP	Enable Midstream Partners LP	EQT Midstream Partners LP	Tallgrass Energy Partners LP	TC Pipelines LP	Kinder Morgan Inc	Spectra Energy Partners LP
	BWP	CPPL	ENBL	EQM	TEP	TCP	KMI	SEP
8/3/2012	2	N/A	N/A	N/A	N/A	1	1	2
8/2/2012	2	N/A	N/A	N/A	N/A	1	1	2
8/1/2012	2	N/A	N/A	N/A	N/A	1	1	2
7/31/2012	2	N/A	N/A	N/A	N/A	1	1	2
7/30/2012	2	N/A	N/A	N/A	N/A	1	1	2
7/29/2012	2	N/A	N/A	N/A	N/A	1	1	2
7/28/2012	2	N/A	N/A	N/A	N/A	1	1	2
7/27/2012	2	N/A	N/A	N/A	N/A	1	1	2
7/26/2012	2	N/A	N/A	N/A	N/A	1	1	2
7/25/2012	2	N/A	N/A	N/A	N/A	1	1	2
7/24/2012	2	N/A	N/A	N/A	N/A	1	1	2
7/23/2012	2	N/A	N/A	N/A	N/A	1	1	2
7/22/2012	2	N/A	N/A	N/A	N/A	1	1	2
7/21/2012	2	N/A	N/A	N/A	N/A	1	1	2
7/20/2012	2	N/A	N/A	N/A	N/A	1	1	2
7/19/2012	2	N/A	N/A	N/A	N/A	1	1	2
7/18/2012	2	N/A	N/A	N/A	N/A	1	1	2
7/17/2012	2	N/A	N/A	N/A	N/A	1	1	2
7/16/2012	2	N/A	N/A	N/A	N/A	1	1	2
7/15/2012	2	N/A	N/A	N/A	N/A	1	1	2
7/14/2012	2	N/A	N/A	N/A	N/A	1	1	2
7/13/2012	2	N/A	N/A	N/A	N/A	1	1	2
7/12/2012	2	N/A	N/A	N/A	N/A	1	1	2
7/11/2012	2	N/A	N/A	N/A	N/A	1	1	2
7/10/2012	2	N/A	N/A	N/A	N/A	1	1	2
7/9/2012	2	N/A	N/A	N/A	N/A	1	1	2
7/8/2012	2	N/A	N/A	N/A	N/A	1	1	2
7/7/2012	2	N/A	N/A	N/A	N/A	1	1	2
7/6/2012	2	N/A	N/A	N/A	N/A	1	1	2
7/5/2012	2	N/A	N/A	N/A	N/A	1	1	2
7/4/2012	2	N/A	N/A	N/A	N/A	1	1	2
7/3/2012	2	N/A	N/A	N/A	N/A	1	1	2
7/2/2012	2	N/A	N/A	N/A	N/A	1	1	2
7/1/2012	2	N/A	N/A	N/A	N/A	1	1	2
6/30/2012	2	N/A	N/A	N/A	N/A	1	1	2
6/29/2012	2	N/A	N/A	N/A	N/A	1	1	2
6/28/2012	2	N/A	N/A	N/A	N/A	1	1	2
6/27/2012	2	N/A	N/A	N/A	N/A	1	1	2

**ThomsonOne Data**  
Number of Analysts Estimates

Date	Boardwalk Pipeline Partners LP BWP	Columbia Pipeline Partners LP CPPL	Enable Midstream Partners LP ENBL	EQT Midstream Partners LP EQM	Tallgrass Energy Partners LP TEP	TC Pipelines LP TCP	Kinder Morgan Inc KMI	Spectra Energy Partners LP SEP
6/26/2012	2	N/A	N/A	N/A	N/A	1	1	2
6/25/2012	2	N/A	N/A	N/A	N/A	1	1	2
6/24/2012	2	N/A	N/A	N/A	N/A	1	1	2
6/23/2012	2	N/A	N/A	N/A	N/A	1	1	2
6/22/2012	2	N/A	N/A	N/A	N/A	1	1	2
6/21/2012	2	N/A	N/A	N/A	N/A	1	1	2
6/20/2012	2	N/A	N/A	N/A	N/A	1	1	2
6/19/2012	2	N/A	N/A	N/A	N/A	1	1	2
6/18/2012	2	N/A	N/A	N/A	N/A	1	1	2
6/17/2012	2	N/A	N/A	N/A	N/A	1	1	2
6/16/2012	2	N/A	N/A	N/A	N/A	1	1	2
6/15/2012	2	N/A	N/A	N/A	N/A	1	1	2
6/14/2012	2	N/A	N/A	N/A	N/A	1	1	2
6/13/2012	2	N/A	N/A	N/A	N/A	1	1	2
6/12/2012	2	N/A	N/A	N/A	N/A	1	1	2
6/11/2012	2	N/A	N/A	N/A	N/A	1	1	2
6/10/2012	3	N/A	N/A	N/A	N/A	1	1	3
6/9/2012	3	N/A	N/A	N/A	N/A	1	1	3
6/8/2012	3	N/A	N/A	N/A	N/A	1	1	3
6/7/2012	3	N/A	N/A	N/A	N/A	1	1	3
6/6/2012	3	N/A	N/A	N/A	N/A	1	1	3
6/5/2012	3	N/A	N/A	N/A	N/A	1	1	3
6/4/2012	3	N/A	N/A	N/A	N/A	1	1	3
6/3/2012	3	N/A	N/A	N/A	N/A	1	1	3
6/2/2012	3	N/A	N/A	N/A	N/A	1	1	3
6/1/2012	3	N/A	N/A	N/A	N/A	1	1	3
5/31/2012	3	N/A	N/A	N/A	N/A	1	1	3
5/30/2012	3	N/A	N/A	N/A	N/A	1	1	3
5/29/2012	3	N/A	N/A	N/A	N/A	1	1	3
5/28/2012	3	N/A	N/A	N/A	N/A	1	1	3
5/27/2012	3	N/A	N/A	N/A	N/A	1	1	3
5/26/2012	3	N/A	N/A	N/A	N/A	1	1	3
5/25/2012	3	N/A	N/A	N/A	N/A	1	1	3
5/24/2012	3	N/A	N/A	N/A	N/A	1	1	3
5/23/2012	3	N/A	N/A	N/A	N/A	1	1	3
5/22/2012	3	N/A	N/A	N/A	N/A	1	1	3
5/21/2012	3	N/A	N/A	N/A	N/A	1	1	3
5/20/2012	3	N/A	N/A	N/A	N/A	1	1	3

**ThomsonOne Data**  
Number of Analysts Estimates

Date	Boardwalk Pipeline Partners LP BWP	Columbia Pipeline Partners LP CPPL	Enable Midstream Partners LP ENBL	EQT Midstream Partners LP EQM	Tallgrass Energy Partners LP TEP	TC Pipelines LP TCP	Kinder Morgan Inc KMI	Spectra Energy Partners LP SEP
5/19/2012	3	N/A	N/A	N/A	N/A	1	1	3
5/18/2012	3	N/A	N/A	N/A	N/A	1	1	3
5/17/2012	3	N/A	N/A	N/A	N/A	1	1	3
5/16/2012	3	N/A	N/A	N/A	N/A	1	1	3
5/15/2012	3	N/A	N/A	N/A	N/A	1	1	3
5/14/2012	3	N/A	N/A	N/A	N/A	1	1	3
5/13/2012	3	N/A	N/A	N/A	N/A	1	1	2
5/12/2012	3	N/A	N/A	N/A	N/A	1	1	2
5/11/2012	3	N/A	N/A	N/A	N/A	1	1	2
5/10/2012	3	N/A	N/A	N/A	N/A	1	1	2
5/9/2012	3	N/A	N/A	N/A	N/A	1	1	2
5/8/2012	3	N/A	N/A	N/A	N/A	1	1	2
5/7/2012	3	N/A	N/A	N/A	N/A	1	1	2
5/6/2012	3	N/A	N/A	N/A	N/A	1	1	2
5/5/2012	3	N/A	N/A	N/A	N/A	1	1	2
5/4/2012	3	N/A	N/A	N/A	N/A	1	1	2
5/3/2012	2	N/A	N/A	N/A	N/A	1	1	2
5/2/2012	2	N/A	N/A	N/A	N/A	1	1	2
5/1/2012	1	N/A	N/A	N/A	N/A	1	1	2
4/30/2012	1	N/A	N/A	N/A	N/A	1	1	2
4/29/2012	1	N/A	N/A	N/A	N/A	1	1	2
4/28/2012	1	N/A	N/A	N/A	N/A	1	1	2
4/27/2012	1	N/A	N/A	N/A	N/A	1	1	2
4/26/2012	1	N/A	N/A	N/A	N/A	1	1	2
4/25/2012	1	N/A	N/A	N/A	N/A	1	1	2
4/24/2012	1	N/A	N/A	N/A	N/A	1	1	2
4/23/2012	1	N/A	N/A	N/A	N/A	1	1	2
4/22/2012	1	N/A	N/A	N/A	N/A	1	1	2
4/21/2012	1	N/A	N/A	N/A	N/A	1	1	2
4/20/2012	1	N/A	N/A	N/A	N/A	1	1	2
4/19/2012	1	N/A	N/A	N/A	N/A	1	1	2
4/18/2012	1	N/A	N/A	N/A	N/A	1	1	2
4/17/2012	1	N/A	N/A	N/A	N/A	1	1	2
4/16/2012	1	N/A	N/A	N/A	N/A	1	1	2
4/15/2012	1	N/A	N/A	N/A	N/A	1	1	2
4/14/2012	1	N/A	N/A	N/A	N/A	1	1	2
4/13/2012	1	N/A	N/A	N/A	N/A	1	1	2
4/12/2012	1	N/A	N/A	N/A	N/A	1	1	2

**ThomsonOne Data**  
Number of Analysts Estimates

Date	Boardwalk Pipeline Partners LP BWP	Columbia Pipeline Partners LP CPPL	Enable Midstream Partners LP ENBL	EQT Midstream Partners LP EQM	Tallgrass Energy Partners LP TEP	TC Pipelines LP TCP	Kinder Morgan Inc KMI	Spectra Energy Partners LP SEP
4/11/2012	1	N/A	N/A	N/A	N/A	1	1	2
4/10/2012	1	N/A	N/A	N/A	N/A	1	1	2
4/9/2012	1	N/A	N/A	N/A	N/A	1	1	2
4/8/2012	1	N/A	N/A	N/A	N/A	1	1	2
4/7/2012	1	N/A	N/A	N/A	N/A	1	1	2
4/6/2012	1	N/A	N/A	N/A	N/A	1	1	2
4/5/2012	1	N/A	N/A	N/A	N/A	1	1	2
4/4/2012	1	N/A	N/A	N/A	N/A	1	1	2
4/3/2012	1	N/A	N/A	N/A	N/A	1	1	2
4/2/2012	1	N/A	N/A	N/A	N/A	1	1	2
4/1/2012	2	N/A	N/A	N/A	N/A	1	1	2
3/31/2012	2	N/A	N/A	N/A	N/A	1	1	2
3/30/2012	2	N/A	N/A	N/A	N/A	1	1	2
3/29/2012	2	N/A	N/A	N/A	N/A	1	1	2
3/28/2012	2	N/A	N/A	N/A	N/A	1	1	2
3/27/2012	2	N/A	N/A	N/A	N/A	1	1	2
3/26/2012	2	N/A	N/A	N/A	N/A	1	1	2
3/25/2012	2	N/A	N/A	N/A	N/A	1	1	2
3/24/2012	2	N/A	N/A	N/A	N/A	1	1	2
3/23/2012	2	N/A	N/A	N/A	N/A	1	1	2
3/22/2012	2	N/A	N/A	N/A	N/A	1	1	2
3/21/2012	2	N/A	N/A	N/A	N/A	1	2	2
3/20/2012	2	N/A	N/A	N/A	N/A	1	2	2
3/19/2012	2	N/A	N/A	N/A	N/A	1	2	2
3/18/2012	2	N/A	N/A	N/A	N/A	1	2	2
3/17/2012	2	N/A	N/A	N/A	N/A	1	2	2
3/16/2012	2	N/A	N/A	N/A	N/A	1	2	2
3/15/2012	2	N/A	N/A	N/A	N/A	1	2	2
3/14/2012	2	N/A	N/A	N/A	N/A	1	2	2
3/13/2012	2	N/A	N/A	N/A	N/A	1	2	2
3/12/2012	2	N/A	N/A	N/A	N/A	1	2	2
3/11/2012	2	N/A	N/A	N/A	N/A	1	2	2
3/10/2012	2	N/A	N/A	N/A	N/A	1	2	2
3/9/2012	2	N/A	N/A	N/A	N/A	1	2	2
3/8/2012	2	N/A	N/A	N/A	N/A	1	2	2
3/7/2012	2	N/A	N/A	N/A	N/A	1	2	2
3/6/2012	2	N/A	N/A	N/A	N/A	1	2	2
3/5/2012	2	N/A	N/A	N/A	N/A	1	2	2

**ThomsonOne Data**  
Number of Analysts Estimates

Date	Boardwalk Pipeline Partners LP	Columbia Pipeline Partners LP	Enable Midstream Partners LP	EQT Midstream Partners LP	Tallgrass Energy Partners LP	TC Pipelines LP	Kinder Morgan Inc	Spectra Energy Partners LP
	BWP	CPPL	ENBL	EQM	TEP	TCP	KMI	SEP
3/4/2012	2	N/A	N/A	N/A	N/A	1	2	2
3/3/2012	2	N/A	N/A	N/A	N/A	1	2	2
3/2/2012	2	N/A	N/A	N/A	N/A	1	2	2
3/1/2012	2	N/A	N/A	N/A	N/A	1	2	2
2/29/2012	2	N/A	N/A	N/A	N/A	1	2	2
2/28/2012	2	N/A	N/A	N/A	N/A	1	2	2
2/27/2012	2	N/A	N/A	N/A	N/A	1	2	2
2/26/2012	2	N/A	N/A	N/A	N/A	1	2	2
2/25/2012	2	N/A	N/A	N/A	N/A	1	2	2
2/24/2012	2	N/A	N/A	N/A	N/A	1	2	2
2/23/2012	2	N/A	N/A	N/A	N/A	1	2	2
2/22/2012	2	N/A	N/A	N/A	N/A	1	2	2
2/21/2012	2	N/A	N/A	N/A	N/A	1	2	2
2/20/2012	2	N/A	N/A	N/A	N/A	1	2	2
2/19/2012	2	N/A	N/A	N/A	N/A	1	2	2
2/18/2012	2	N/A	N/A	N/A	N/A	1	2	2
2/17/2012	2	N/A	N/A	N/A	N/A	1	2	2
2/16/2012	2	N/A	N/A	N/A	N/A	1	2	2
2/15/2012	2	N/A	N/A	N/A	N/A	1	2	2
2/14/2012	2	N/A	N/A	N/A	N/A	1	2	2
2/13/2012	2	N/A	N/A	N/A	N/A	1	2	2
2/12/2012	2	N/A	N/A	N/A	N/A	1	2	2
2/11/2012	2	N/A	N/A	N/A	N/A	1	2	2
2/10/2012	2	N/A	N/A	N/A	N/A	1	2	2
2/9/2012	2	N/A	N/A	N/A	N/A	1	2	2
2/8/2012	2	N/A	N/A	N/A	N/A	1	2	2
2/7/2012	3	N/A	N/A	N/A	N/A	1	2	2
2/6/2012	3	N/A	N/A	N/A	N/A	1	2	2
2/5/2012	3	N/A	N/A	N/A	N/A	1	2	3
2/4/2012	3	N/A	N/A	N/A	N/A	1	2	3
2/3/2012	3	N/A	N/A	N/A	N/A	1	2	3
2/2/2012	3	N/A	N/A	N/A	N/A	1	2	3
2/1/2012	3	N/A	N/A	N/A	N/A	1	2	3
1/31/2012	3	N/A	N/A	N/A	N/A	1	2	3
1/30/2012	3	N/A	N/A	N/A	N/A	1	2	3
1/29/2012	4	N/A	N/A	N/A	N/A	1	2	3
1/28/2012	4	N/A	N/A	N/A	N/A	1	2	3
1/27/2012	4	N/A	N/A	N/A	N/A	1	2	3

**ThomsonOne Data**  
Number of Analysts Estimates

Date	Boardwalk Pipeline Partners LP BWP	Columbia Pipeline Partners LP CPPL	Enable Midstream Partners LP ENBL	EQT Midstream Partners LP EQM	Tallgrass Energy Partners LP TEP	TC Pipelines LP TCP	Kinder Morgan Inc KMI	Spectra Energy Partners LP SEP
1/26/2012	4	N/A	N/A	N/A	N/A	1	2	3
1/25/2012	4	N/A	N/A	N/A	N/A	1	2	3
1/24/2012	4	N/A	N/A	N/A	N/A	1	2	3
1/23/2012	4	N/A	N/A	N/A	N/A	1	2	3
1/22/2012	4	N/A	N/A	N/A	N/A	1	2	3
1/21/2012	4	N/A	N/A	N/A	N/A	1	2	3
1/20/2012	4	N/A	N/A	N/A	N/A	1	2	3
1/19/2012	4	N/A	N/A	N/A	N/A	1	2	3
1/18/2012	4	N/A	N/A	N/A	N/A	1	2	3
1/17/2012	4	N/A	N/A	N/A	N/A	1	2	3
1/16/2012	4	N/A	N/A	N/A	N/A	1	2	3
1/15/2012	4	N/A	N/A	N/A	N/A	1	2	3
1/14/2012	4	N/A	N/A	N/A	N/A	1	2	3
1/13/2012	4	N/A	N/A	N/A	N/A	1	2	3
1/12/2012	4	N/A	N/A	N/A	N/A	1	2	3
1/11/2012	4	N/A	N/A	N/A	N/A	1	2	3
1/10/2012	4	N/A	N/A	N/A	N/A	1	2	3
1/9/2012	4	N/A	N/A	N/A	N/A	1	2	3
1/8/2012	4	N/A	N/A	N/A	N/A	1	2	3
1/7/2012	4	N/A	N/A	N/A	N/A	1	2	3
1/6/2012	4	N/A	N/A	N/A	N/A	1	2	3
1/5/2012	4	N/A	N/A	N/A	N/A	1	2	3
1/4/2012	4	N/A	N/A	N/A	N/A	1	2	3
1/3/2012	4	N/A	N/A	N/A	N/A	1	2	3
1/2/2012	4	N/A	N/A	N/A	N/A	1	2	3
1/1/2012	4	N/A	N/A	N/A	N/A	1	2	3
12/31/2011	4	N/A	N/A	N/A	N/A	1	2	3
12/30/2011	4	N/A	N/A	N/A	N/A	1	2	3
12/29/2011	4	N/A	N/A	N/A	N/A	1	2	3
12/28/2011	4	N/A	N/A	N/A	N/A	1	2	3
12/27/2011	4	N/A	N/A	N/A	N/A	1	2	3
12/26/2011	4	N/A	N/A	N/A	N/A	1	2	3
12/25/2011	4	N/A	N/A	N/A	N/A	1	2	3
12/24/2011	4	N/A	N/A	N/A	N/A	1	2	3
12/23/2011	4	N/A	N/A	N/A	N/A	1	2	3
12/22/2011	4	N/A	N/A	N/A	N/A	1	2	3
12/21/2011	4	N/A	N/A	N/A	N/A	1	2	3
12/20/2011	4	N/A	N/A	N/A	N/A	1	2	3

**ThomsonOne Data**  
Number of Analysts Estimates

Date	Boardwalk Pipeline Partners LP BWP	Columbia Pipeline Partners LP CPPL	Enable Midstream Partners LP ENBL	EQT Midstream Partners LP EQM	Tallgrass Energy Partners LP TEP	TC Pipelines LP TCP	Kinder Morgan Inc KMI	Spectra Energy Partners LP SEP
12/19/2011	4	N/A	N/A	N/A	N/A	1	2	3
12/18/2011	4	N/A	N/A	N/A	N/A	1	2	3
12/17/2011	4	N/A	N/A	N/A	N/A	1	2	3
12/16/2011	4	N/A	N/A	N/A	N/A	1	2	3
12/15/2011	4	N/A	N/A	N/A	N/A	1	2	3
12/14/2011	4	N/A	N/A	N/A	N/A	1	2	3
12/13/2011	4	N/A	N/A	N/A	N/A	1	2	3
12/12/2011	4	N/A	N/A	N/A	N/A	2	2	3
12/11/2011	4	N/A	N/A	N/A	N/A	2	2	3
12/10/2011	4	N/A	N/A	N/A	N/A	2	2	3
12/9/2011	4	N/A	N/A	N/A	N/A	2	2	3
12/8/2011	4	N/A	N/A	N/A	N/A	2	2	3
12/7/2011	4	N/A	N/A	N/A	N/A	2	2	3
12/6/2011	4	N/A	N/A	N/A	N/A	2	2	3
12/5/2011	4	N/A	N/A	N/A	N/A	2	2	3
12/4/2011	4	N/A	N/A	N/A	N/A	2	2	3
12/3/2011	4	N/A	N/A	N/A	N/A	2	2	3
12/2/2011	4	N/A	N/A	N/A	N/A	2	2	3
12/1/2011	4	N/A	N/A	N/A	N/A	2	2	3
11/30/2011	4	N/A	N/A	N/A	N/A	2	2	3
11/29/2011	4	N/A	N/A	N/A	N/A	2	2	3
11/28/2011	4	N/A	N/A	N/A	N/A	2	2	3
11/27/2011	4	N/A	N/A	N/A	N/A	2	2	3
11/26/2011	4	N/A	N/A	N/A	N/A	2	2	3
11/25/2011	4	N/A	N/A	N/A	N/A	2	2	3
11/24/2011	4	N/A	N/A	N/A	N/A	2	2	3
11/23/2011	4	N/A	N/A	N/A	N/A	2	2	3
11/22/2011	4	N/A	N/A	N/A	N/A	2	2	3
11/21/2011	4	N/A	N/A	N/A	N/A	2	2	3
11/20/2011	4	N/A	N/A	N/A	N/A	2	2	3
11/19/2011	4	N/A	N/A	N/A	N/A	2	2	3
11/18/2011	4	N/A	N/A	N/A	N/A	2	2	3
11/17/2011	4	N/A	N/A	N/A	N/A	2	2	3
11/16/2011	4	N/A	N/A	N/A	N/A	2	2	3
11/15/2011	4	N/A	N/A	N/A	N/A	2	2	3
11/14/2011	4	N/A	N/A	N/A	N/A	2	2	3
11/13/2011	4	N/A	N/A	N/A	N/A	2	2	3
11/12/2011	4	N/A	N/A	N/A	N/A	2	2	3



**ThomsonOne Data**  
Number of Analysts Estimates

Date	Boardwalk Pipeline Partners LP BWP	Columbia Pipeline Partners LP CPPL	Enable Midstream Partners LP ENBL	EQT Midstream Partners LP EQM	Tallgrass Energy Partners LP TEP	TC Pipelines LP TCP	Kinder Morgan Inc KMI	Spectra Energy Partners LP SEP
11/11/2011	4	N/A	N/A	N/A	N/A	2	2	3
11/10/2011	4	N/A	N/A	N/A	N/A	2	2	3
11/9/2011	4	N/A	N/A	N/A	N/A	2	2	3
11/8/2011	4	N/A	N/A	N/A	N/A	2	2	3
11/7/2011	4	N/A	N/A	N/A	N/A	2	2	3
11/6/2011	4	N/A	N/A	N/A	N/A	2	3	3
11/5/2011	4	N/A	N/A	N/A	N/A	2	3	3
11/4/2011	4	N/A	N/A	N/A	N/A	2	3	3
11/3/2011	4	N/A	N/A	N/A	N/A	2	3	3
11/2/2011	4	N/A	N/A	N/A	N/A	2	3	3
11/1/2011	4	N/A	N/A	N/A	N/A	2	3	3
10/31/2011	4	N/A	N/A	N/A	N/A	2	3	3
10/30/2011	3	N/A	N/A	N/A	N/A	2	3	3
10/29/2011	3	N/A	N/A	N/A	N/A	2	3	3
10/28/2011	3	N/A	N/A	N/A	N/A	2	3	3
10/27/2011	3	N/A	N/A	N/A	N/A	3	3	3
10/26/2011	3	N/A	N/A	N/A	N/A	3	3	3
10/25/2011	3	N/A	N/A	N/A	N/A	3	3	3
10/24/2011	3	N/A	N/A	N/A	N/A	3	3	3
10/23/2011	3	N/A	N/A	N/A	N/A	3	3	3
10/22/2011	3	N/A	N/A	N/A	N/A	3	3	3
10/21/2011	3	N/A	N/A	N/A	N/A	3	3	3
10/20/2011	3	N/A	N/A	N/A	N/A	3	3	3
10/19/2011	3	N/A	N/A	N/A	N/A	3	3	3
10/18/2011	3	N/A	N/A	N/A	N/A	3	3	3
10/17/2011	3	N/A	N/A	N/A	N/A	3	3	3
10/16/2011	3	N/A	N/A	N/A	N/A	3	3	3
10/15/2011	3	N/A	N/A	N/A	N/A	3	3	3
10/14/2011	3	N/A	N/A	N/A	N/A	3	3	3
10/13/2011	3	N/A	N/A	N/A	N/A	3	3	3
10/12/2011	3	N/A	N/A	N/A	N/A	3	3	3
10/11/2011	3	N/A	N/A	N/A	N/A	3	3	3
10/10/2011	3	N/A	N/A	N/A	N/A	3	3	3
10/9/2011	3	N/A	N/A	N/A	N/A	3	3	3
10/8/2011	3	N/A	N/A	N/A	N/A	3	3	3
10/7/2011	3	N/A	N/A	N/A	N/A	3	3	3
10/6/2011	3	N/A	N/A	N/A	N/A	3	3	3
10/5/2011	3	N/A	N/A	N/A	N/A	3	2	3

**ThomsonOne Data**  
Number of Analysts Estimates

Date	Boardwalk Pipeline Partners LP	Columbia Pipeline Partners LP	Enable Midstream Partners LP	EQT Midstream Partners LP	Tallgrass Energy Partners LP	TC Pipelines LP	Kinder Morgan Inc	Spectra Energy Partners LP
	BWP	CPPL	ENBL	EQM	TEP	TCP	KMI	SEP
10/4/2011	3	N/A	N/A	N/A	N/A	3	2	3
10/3/2011	3	N/A	N/A	N/A	N/A	3	2	3
10/2/2011	3	N/A	N/A	N/A	N/A	3	2	3
10/1/2011	3	N/A	N/A	N/A	N/A	3	2	3
9/30/2011	3	N/A	N/A	N/A	N/A	3	2	3
9/29/2011	3	N/A	N/A	N/A	N/A	3	2	3
9/28/2011	3	N/A	N/A	N/A	N/A	3	2	3
9/27/2011	3	N/A	N/A	N/A	N/A	3	2	3
9/26/2011	3	N/A	N/A	N/A	N/A	3	2	3
9/25/2011	3	N/A	N/A	N/A	N/A	3	4	3
9/24/2011	3	N/A	N/A	N/A	N/A	3	4	3
9/23/2011	3	N/A	N/A	N/A	N/A	3	4	3
9/22/2011	3	N/A	N/A	N/A	N/A	3	4	3
9/21/2011	3	N/A	N/A	N/A	N/A	3	4	3
9/20/2011	3	N/A	N/A	N/A	N/A	3	4	3
9/19/2011	3	N/A	N/A	N/A	N/A	3	4	3
9/18/2011	3	N/A	N/A	N/A	N/A	3	4	3
9/17/2011	3	N/A	N/A	N/A	N/A	3	4	3
9/16/2011	3	N/A	N/A	N/A	N/A	3	4	3
9/15/2011	3	N/A	N/A	N/A	N/A	3	4	3
9/14/2011	3	N/A	N/A	N/A	N/A	3	4	2
9/13/2011	3	N/A	N/A	N/A	N/A	3	4	2
9/12/2011	3	N/A	N/A	N/A	N/A	3	4	2
9/11/2011	3	N/A	N/A	N/A	N/A	3	4	2
9/10/2011	3	N/A	N/A	N/A	N/A	3	4	2
9/9/2011	3	N/A	N/A	N/A	N/A	3	4	2
9/8/2011	3	N/A	N/A	N/A	N/A	3	4	2
9/7/2011	3	N/A	N/A	N/A	N/A	3	4	2
9/6/2011	3	N/A	N/A	N/A	N/A	3	4	2
9/5/2011	3	N/A	N/A	N/A	N/A	3	4	2
9/4/2011	3	N/A	N/A	N/A	N/A	3	4	2
9/3/2011	3	N/A	N/A	N/A	N/A	3	4	2
9/2/2011	3	N/A	N/A	N/A	N/A	3	4	2
9/1/2011	3	N/A	N/A	N/A	N/A	3	4	2
8/31/2011	3	N/A	N/A	N/A	N/A	3	4	2
8/30/2011	3	N/A	N/A	N/A	N/A	3	4	2
8/29/2011	3	N/A	N/A	N/A	N/A	3	4	2
8/28/2011	3	N/A	N/A	N/A	N/A	3	4	2

**ThomsonOne Data**  
Number of Analysts Estimates

Date	Boardwalk Pipeline Partners LP	Columbia Pipeline Partners LP	Enable Midstream Partners LP	EQT Midstream Partners LP	Tallgrass Energy Partners LP	TC Pipelines LP	Kinder Morgan Inc	Spectra Energy Partners LP
	BWP	CPPL	ENBL	EQM	TEP	TCP	KMI	SEP
8/27/2011	3	N/A	N/A	N/A	N/A	3	4	2
8/26/2011	3	N/A	N/A	N/A	N/A	3	4	2
8/25/2011	3	N/A	N/A	N/A	N/A	3	4	2
8/24/2011	3	N/A	N/A	N/A	N/A	3	4	2
8/23/2011	3	N/A	N/A	N/A	N/A	3	4	2
8/22/2011	3	N/A	N/A	N/A	N/A	3	4	2
8/21/2011	3	N/A	N/A	N/A	N/A	3	4	2
8/20/2011	3	N/A	N/A	N/A	N/A	3	4	2
8/19/2011	3	N/A	N/A	N/A	N/A	3	4	2
8/18/2011	3	N/A	N/A	N/A	N/A	3	4	2
8/17/2011	3	N/A	N/A	N/A	N/A	3	4	2
8/16/2011	3	N/A	N/A	N/A	N/A	3	4	2
8/15/2011	3	N/A	N/A	N/A	N/A	3	4	2
8/14/2011	3	N/A	N/A	N/A	N/A	3	4	2
8/13/2011	3	N/A	N/A	N/A	N/A	3	4	2
8/12/2011	3	N/A	N/A	N/A	N/A	3	4	2
8/11/2011	3	N/A	N/A	N/A	N/A	3	4	2
8/10/2011	3	N/A	N/A	N/A	N/A	3	4	2
8/9/2011	3	N/A	N/A	N/A	N/A	3	4	2
8/8/2011	3	N/A	N/A	N/A	N/A	3	4	2
8/7/2011	3	N/A	N/A	N/A	N/A	3	4	2
8/6/2011	3	N/A	N/A	N/A	N/A	3	4	2
8/5/2011	3	N/A	N/A	N/A	N/A	3	4	2
8/4/2011	3	N/A	N/A	N/A	N/A	3	4	2
8/3/2011	3	N/A	N/A	N/A	N/A	3	4	2
8/2/2011	3	N/A	N/A	N/A	N/A	3	4	2
8/1/2011	3	N/A	N/A	N/A	N/A	3	4	2
7/31/2011	3	N/A	N/A	N/A	N/A	3	4	2
7/30/2011	3	N/A	N/A	N/A	N/A	3	4	2
7/29/2011	3	N/A	N/A	N/A	N/A	3	4	2
7/28/2011	3	N/A	N/A	N/A	N/A	3	4	2
7/27/2011	3	N/A	N/A	N/A	N/A	3	4	2
7/26/2011	3	N/A	N/A	N/A	N/A	3	4	2
7/25/2011	3	N/A	N/A	N/A	N/A	3	4	2
7/24/2011	3	N/A	N/A	N/A	N/A	3	4	2
7/23/2011	3	N/A	N/A	N/A	N/A	3	4	2
7/22/2011	3	N/A	N/A	N/A	N/A	3	4	2
7/21/2011	3	N/A	N/A	N/A	N/A	3	4	2

**ThomsonOne Data**  
Number of Analysts Estimates

Date	Boardwalk Pipeline Partners LP	Columbia Pipeline Partners LP	Enable Midstream Partners LP	EQT Midstream Partners LP	Tallgrass Energy Partners LP	TC Pipelines LP	Kinder Morgan Inc	Spectra Energy Partners LP
	BWP	CPPL	ENBL	EQM	TEP	TCP	KMI	SEP
7/20/2011	3	N/A	N/A	N/A	N/A	3	4	2
7/19/2011	3	N/A	N/A	N/A	N/A	3	4	2
7/18/2011	3	N/A	N/A	N/A	N/A	3	4	2
7/17/2011	3	N/A	N/A	N/A	N/A	3	4	2
7/16/2011	3	N/A	N/A	N/A	N/A	3	4	2
7/15/2011	3	N/A	N/A	N/A	N/A	3	4	2
7/14/2011	3	N/A	N/A	N/A	N/A	3	4	2
7/13/2011	3	N/A	N/A	N/A	N/A	3	4	2
7/12/2011	3	N/A	N/A	N/A	N/A	3	4	2
7/11/2011	3	N/A	N/A	N/A	N/A	3	4	2
7/10/2011	3	N/A	N/A	N/A	N/A	3	4	2
7/9/2011	3	N/A	N/A	N/A	N/A	3	4	2
7/8/2011	3	N/A	N/A	N/A	N/A	3	4	2
7/7/2011	3	N/A	N/A	N/A	N/A	3	4	2
7/6/2011	3	N/A	N/A	N/A	N/A	3	4	2
7/5/2011	3	N/A	N/A	N/A	N/A	3	4	2
7/4/2011	3	N/A	N/A	N/A	N/A	3	4	2
7/3/2011	3	N/A	N/A	N/A	N/A	3	4	2
7/2/2011	3	N/A	N/A	N/A	N/A	3	4	2
7/1/2011	3	N/A	N/A	N/A	N/A	3	4	2
6/30/2011	3	N/A	N/A	N/A	N/A	3	4	2
6/29/2011	3	N/A	N/A	N/A	N/A	3	4	2
6/28/2011	3	N/A	N/A	N/A	N/A	3	4	2
6/27/2011	3	N/A	N/A	N/A	N/A	3	4	2
6/26/2011	3	N/A	N/A	N/A	N/A	3	4	2
6/25/2011	3	N/A	N/A	N/A	N/A	3	4	2
6/24/2011	3	N/A	N/A	N/A	N/A	3	4	2
6/23/2011	3	N/A	N/A	N/A	N/A	3	4	2
6/22/2011	3	N/A	N/A	N/A	N/A	3	4	2
6/21/2011	3	N/A	N/A	N/A	N/A	3	4	2
6/20/2011	3	N/A	N/A	N/A	N/A	3	4	2
6/19/2011	3	N/A	N/A	N/A	N/A	3	4	2
6/18/2011	3	N/A	N/A	N/A	N/A	3	4	2
6/17/2011	3	N/A	N/A	N/A	N/A	3	4	2
6/16/2011	3	N/A	N/A	N/A	N/A	3	4	2
6/15/2011	3	N/A	N/A	N/A	N/A	3	4	2
6/14/2011	3	N/A	N/A	N/A	N/A	3	4	2
6/13/2011	3	N/A	N/A	N/A	N/A	3	4	2

**ThomsonOne Data**  
Number of Analysts Estimates

Date	Boardwalk Pipeline Partners LP	Columbia Pipeline Partners LP	Enable Midstream Partners LP	EQT Midstream Partners LP	Tallgrass Energy Partners LP	TC Pipelines LP	Kinder Morgan Inc	Spectra Energy Partners LP
	BWP	CPPL	ENBL	EQM	TEP	TCP	KMI	SEP
6/12/2011	3	N/A	N/A	N/A	N/A	3	3	2
6/11/2011	3	N/A	N/A	N/A	N/A	3	3	2
6/10/2011	3	N/A	N/A	N/A	N/A	3	3	2
6/9/2011	3	N/A	N/A	N/A	N/A	3	3	2
6/8/2011	3	N/A	N/A	N/A	N/A	3	3	2
6/7/2011	1	N/A	N/A	N/A	N/A	3	3	2
6/6/2011	1	N/A	N/A	N/A	N/A	3	3	2
6/5/2011	1	N/A	N/A	N/A	N/A	3	3	2
6/4/2011	1	N/A	N/A	N/A	N/A	3	3	2
6/3/2011	1	N/A	N/A	N/A	N/A	3	3	2
6/2/2011	1	N/A	N/A	N/A	N/A	3	3	2
6/1/2011	1	N/A	N/A	N/A	N/A	3	3	2
5/31/2011	1	N/A	N/A	N/A	N/A	3	3	2
5/30/2011	1	N/A	N/A	N/A	N/A	3	3	2
5/29/2011	1	N/A	N/A	N/A	N/A	3	3	2
5/28/2011	1	N/A	N/A	N/A	N/A	3	3	2
5/27/2011	1	N/A	N/A	N/A	N/A	3	3	2
5/26/2011	2	N/A	N/A	N/A	N/A	3	3	2
5/25/2011	2	N/A	N/A	N/A	N/A	3	3	2
5/24/2011	2	N/A	N/A	N/A	N/A	3	3	2
5/23/2011	2	N/A	N/A	N/A	N/A	3	3	2
5/22/2011	2	N/A	N/A	N/A	N/A	3	3	2
5/21/2011	2	N/A	N/A	N/A	N/A	3	3	2
5/20/2011	2	N/A	N/A	N/A	N/A	3	3	2
5/19/2011	2	N/A	N/A	N/A	N/A	3	3	2
5/18/2011	2	N/A	N/A	N/A	N/A	3	3	2
5/17/2011	2	N/A	N/A	N/A	N/A	3	3	2
5/16/2011	2	N/A	N/A	N/A	N/A	3	3	2
5/15/2011	2	N/A	N/A	N/A	N/A	3	3	2
5/14/2011	2	N/A	N/A	N/A	N/A	3	3	2
5/13/2011	2	N/A	N/A	N/A	N/A	3	3	2
5/12/2011	2	N/A	N/A	N/A	N/A	3	3	2
5/11/2011	2	N/A	N/A	N/A	N/A	3	3	2
5/10/2011	2	N/A	N/A	N/A	N/A	3	3	2
5/9/2011	2	N/A	N/A	N/A	N/A	3	3	2
5/8/2011	2	N/A	N/A	N/A	N/A	3	3	2
5/7/2011	2	N/A	N/A	N/A	N/A	3	3	2
5/6/2011	2	N/A	N/A	N/A	N/A	3	3	2

**ThomsonOne Data**  
Number of Analysts Estimates

Date	Boardwalk Pipeline Partners LP	Columbia Pipeline Partners LP	Enable Midstream Partners LP	EQT Midstream Partners LP	Tallgrass Energy Partners LP	TC Pipelines LP	Kinder Morgan Inc	Spectra Energy Partners LP
	BWP	CPPL	ENBL	EQM	TEP	TCP	KMI	SEP
5/5/2011	2	N/A	N/A	N/A	N/A	3	3	2
5/4/2011	2	N/A	N/A	N/A	N/A	3	3	2
5/3/2011	2	N/A	N/A	N/A	N/A	3	3	2
5/2/2011	2	N/A	N/A	N/A	N/A	3	3	2
5/1/2011	2	N/A	N/A	N/A	N/A	3	3	2
4/30/2011	2	N/A	N/A	N/A	N/A	3	3	2
4/29/2011	2	N/A	N/A	N/A	N/A	3	3	2
4/28/2011	2	N/A	N/A	N/A	N/A	2	3	2
4/27/2011	2	N/A	N/A	N/A	N/A	3	3	2
4/26/2011	2	N/A	N/A	N/A	N/A	3	3	2
4/25/2011	2	N/A	N/A	N/A	N/A	3	3	2
4/24/2011	2	N/A	N/A	N/A	N/A	3	2	2
4/23/2011	2	N/A	N/A	N/A	N/A	3	2	2
4/22/2011	2	N/A	N/A	N/A	N/A	3	2	2
4/21/2011	2	N/A	N/A	N/A	N/A	3	2	2
4/20/2011	2	N/A	N/A	N/A	N/A	3	2	2
4/19/2011	2	N/A	N/A	N/A	N/A	3	2	2
4/18/2011	2	N/A	N/A	N/A	N/A	3	2	2
4/17/2011	2	N/A	N/A	N/A	N/A	3	2	2
4/16/2011	2	N/A	N/A	N/A	N/A	3	2	2
4/15/2011	2	N/A	N/A	N/A	N/A	3	2	2
4/14/2011	2	N/A	N/A	N/A	N/A	3	2	2
4/13/2011	2	N/A	N/A	N/A	N/A	3	2	2
4/12/2011	2	N/A	N/A	N/A	N/A	3	2	2
4/11/2011	2	N/A	N/A	N/A	N/A	3	2	2
4/10/2011	2	N/A	N/A	N/A	N/A	3	2	2
4/9/2011	2	N/A	N/A	N/A	N/A	3	2	2
4/8/2011	2	N/A	N/A	N/A	N/A	3	2	2
4/7/2011	2	N/A	N/A	N/A	N/A	3	2	2
4/6/2011	2	N/A	N/A	N/A	N/A	3	2	2
4/5/2011	2	N/A	N/A	N/A	N/A	3	2	2
4/4/2011	2	N/A	N/A	N/A	N/A	3	2	2
4/3/2011	2	N/A	N/A	N/A	N/A	3	2	2
4/2/2011	2	N/A	N/A	N/A	N/A	3	2	2
4/1/2011	2	N/A	N/A	N/A	N/A	3	2	2
3/31/2011	2	N/A	N/A	N/A	N/A	3	2	2
3/30/2011	2	N/A	N/A	N/A	N/A	3	2	2
3/29/2011	2	N/A	N/A	N/A	N/A	3	2	2

**ThomsonOne Data**  
Number of Analysts Estimates

Date	Boardwalk Pipeline Partners LP	Columbia Pipeline Partners LP	Enable Midstream Partners LP	EQT Midstream Partners LP	Tallgrass Energy Partners LP	TC Pipelines LP	Kinder Morgan Inc	Spectra Energy Partners LP
	BWP	CPPL	ENBL	EQM	TEP	TCP	KMI	SEP
3/28/2011	2	N/A	N/A	N/A	N/A	3	2	2
3/27/2011	2	N/A	N/A	N/A	N/A	3	N/A	2
3/26/2011	2	N/A	N/A	N/A	N/A	3	N/A	2
3/25/2011	2	N/A	N/A	N/A	N/A	3	N/A	2
3/24/2011	2	N/A	N/A	N/A	N/A	3	N/A	2
3/23/2011	2	N/A	N/A	N/A	N/A	3	N/A	2
3/22/2011	2	N/A	N/A	N/A	N/A	3	N/A	2
3/21/2011	2	N/A	N/A	N/A	N/A	3	N/A	2
3/20/2011	2	N/A	N/A	N/A	N/A	3	N/A	2
3/19/2011	2	N/A	N/A	N/A	N/A	3	N/A	2
3/18/2011	2	N/A	N/A	N/A	N/A	3	N/A	2
3/17/2011	2	N/A	N/A	N/A	N/A	3	N/A	2
3/16/2011	2	N/A	N/A	N/A	N/A	3	N/A	2
3/15/2011	2	N/A	N/A	N/A	N/A	3	N/A	2
3/14/2011	2	N/A	N/A	N/A	N/A	3	N/A	2
3/13/2011	2	N/A	N/A	N/A	N/A	3	N/A	2
3/12/2011	2	N/A	N/A	N/A	N/A	3	N/A	2
3/11/2011	2	N/A	N/A	N/A	N/A	3	N/A	2
3/10/2011	2	N/A	N/A	N/A	N/A	3	N/A	2
3/9/2011	2	N/A	N/A	N/A	N/A	3	N/A	2
3/8/2011	2	N/A	N/A	N/A	N/A	3	N/A	2
3/7/2011	2	N/A	N/A	N/A	N/A	3	N/A	2
3/6/2011	2	N/A	N/A	N/A	N/A	3	N/A	2
3/5/2011	2	N/A	N/A	N/A	N/A	3	N/A	2
3/4/2011	2	N/A	N/A	N/A	N/A	3	N/A	2
3/3/2011	2	N/A	N/A	N/A	N/A	3	N/A	2
3/2/2011	2	N/A	N/A	N/A	N/A	3	N/A	2
3/1/2011	2	N/A	N/A	N/A	N/A	3	N/A	2
2/28/2011	2	N/A	N/A	N/A	N/A	3	N/A	2
2/27/2011	2	N/A	N/A	N/A	N/A	3	N/A	2
2/26/2011	2	N/A	N/A	N/A	N/A	3	N/A	2
2/25/2011	2	N/A	N/A	N/A	N/A	3	N/A	2
2/24/2011	2	N/A	N/A	N/A	N/A	3	N/A	2
2/23/2011	2	N/A	N/A	N/A	N/A	3	N/A	2
2/22/2011	2	N/A	N/A	N/A	N/A	3	N/A	2
2/21/2011	2	N/A	N/A	N/A	N/A	3	N/A	2
2/20/2011	2	N/A	N/A	N/A	N/A	3	N/A	2
2/19/2011	2	N/A	N/A	N/A	N/A	3	N/A	2

**ThomsonOne Data**  
Number of Analysts Estimates

Date	Boardwalk Pipeline Partners LP	Columbia Pipeline Partners LP	Enable Midstream Partners LP	EQT Midstream Partners LP	Tallgrass Energy Partners LP	TC Pipelines LP	Kinder Morgan Inc	Spectra Energy Partners LP
	BWP	CPPL	ENBL	EQM	TEP	TCP	KMI	SEP
2/18/2011	2	N/A	N/A	N/A	N/A	3	N/A	2
2/17/2011	2	N/A	N/A	N/A	N/A	3	N/A	2
2/16/2011	2	N/A	N/A	N/A	N/A	3	N/A	2
2/15/2011	2	N/A	N/A	N/A	N/A	3	N/A	2
2/14/2011	2	N/A	N/A	N/A	N/A	3	N/A	2
2/13/2011	2	N/A	N/A	N/A	N/A	3	N/A	2
2/12/2011	2	N/A	N/A	N/A	N/A	3	N/A	2
2/11/2011	2	N/A	N/A	N/A	N/A	3	N/A	2
2/10/2011	2	N/A	N/A	N/A	N/A	3	N/A	2
2/9/2011	2	N/A	N/A	N/A	N/A	3	N/A	2
2/8/2011	2	N/A	N/A	N/A	N/A	3	N/A	2
2/7/2011	1	N/A	N/A	N/A	N/A	3	N/A	2
2/6/2011	1	N/A	N/A	N/A	N/A	3	N/A	2
2/5/2011	1	N/A	N/A	N/A	N/A	3	N/A	2
2/4/2011	1	N/A	N/A	N/A	N/A	3	N/A	2
2/3/2011	1	N/A	N/A	N/A	N/A	3	N/A	2
2/2/2011	1	N/A	N/A	N/A	N/A	2	N/A	2
2/1/2011	1	N/A	N/A	N/A	N/A	2	N/A	2
1/31/2011	1	N/A	N/A	N/A	N/A	2	N/A	2
1/30/2011	1	N/A	N/A	N/A	N/A	2	N/A	2
1/29/2011	1	N/A	N/A	N/A	N/A	2	N/A	2
1/28/2011	1	N/A	N/A	N/A	N/A	2	N/A	2
1/27/2011	1	N/A	N/A	N/A	N/A	2	N/A	2
1/26/2011	1	N/A	N/A	N/A	N/A	2	N/A	2
1/25/2011	1	N/A	N/A	N/A	N/A	2	N/A	2
1/24/2011	1	N/A	N/A	N/A	N/A	2	N/A	2
1/23/2011	1	N/A	N/A	N/A	N/A	2	N/A	2
1/22/2011	1	N/A	N/A	N/A	N/A	2	N/A	2
1/21/2011	1	N/A	N/A	N/A	N/A	2	N/A	2
1/20/2011	1	N/A	N/A	N/A	N/A	2	N/A	2
1/19/2011	1	N/A	N/A	N/A	N/A	2	N/A	2
1/18/2011	1	N/A	N/A	N/A	N/A	2	N/A	2
1/17/2011	1	N/A	N/A	N/A	N/A	2	N/A	2
1/16/2011	1	N/A	N/A	N/A	N/A	2	N/A	2
1/15/2011	1	N/A	N/A	N/A	N/A	2	N/A	2
1/14/2011	1	N/A	N/A	N/A	N/A	2	N/A	2
1/13/2011	1	N/A	N/A	N/A	N/A	2	N/A	2
1/12/2011	1	N/A	N/A	N/A	N/A	2	N/A	2



**ThomsonOne Data**  
Number of Analysts Estimates

Date	Boardwalk Pipeline Partners LP	Columbia Pipeline Partners LP	Enable Midstream Partners LP	EQT Midstream Partners LP	Tallgrass Energy Partners LP	TC Pipelines LP	Kinder Morgan Inc	Spectra Energy Partners LP
	BWP	CPPL	ENBL	EQM	TEP	TCP	KMI	SEP
1/11/2011	1	N/A	N/A	N/A	N/A	2	N/A	2
1/10/2011	1	N/A	N/A	N/A	N/A	2	N/A	2
1/9/2011	1	N/A	N/A	N/A	N/A	2	N/A	2
1/8/2011	1	N/A	N/A	N/A	N/A	2	N/A	2
1/7/2011	1	N/A	N/A	N/A	N/A	2	N/A	2
1/6/2011	1	N/A	N/A	N/A	N/A	2	N/A	2
1/5/2011	1	N/A	N/A	N/A	N/A	2	N/A	2
1/4/2011	1	N/A	N/A	N/A	N/A	2	N/A	2
1/3/2011	1	N/A	N/A	N/A	N/A	2	N/A	2
1/2/2011	1	N/A	N/A	N/A	N/A	2	N/A	2
1/1/2011	1	N/A	N/A	N/A	N/A	2	N/A	2

Source: Thomson Reuters. Accessed via ThomsonOne using Thomson Reuters Spreadsheet Link.